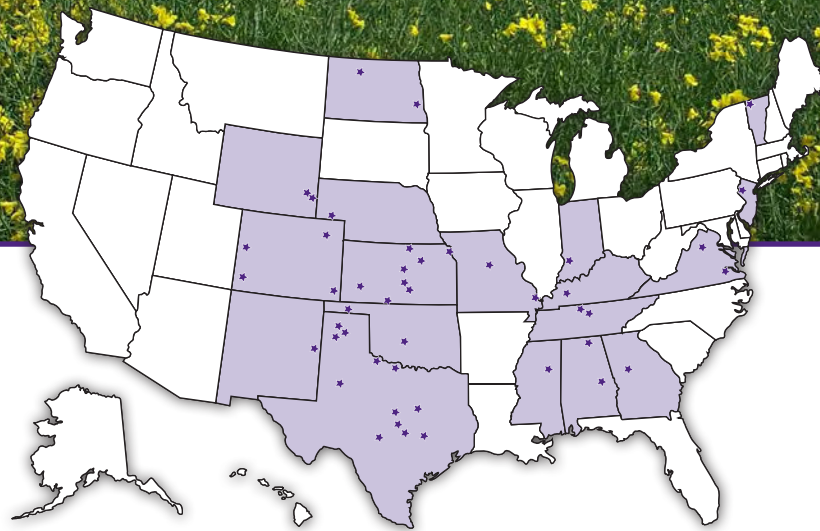


2015

National Winter Canola Variety Trial



Report of Progress 1125

K-STATE
Research and Extension

Kansas State University Agricultural Experiment Station and Cooperative Extension Service

2015 National Winter Canola Variety Trial

Table of Contents

Objectives, Procedures, Growing Conditions, Test Sites, and Results.....	1
Variety Selection, Acknowledgments, Special Acknowledgments.....	2
Results from the 2015 National Winter Canola Variety Trials	
Southeast Region	
Shorter, AL, Table 1	3
Griffin, GA, Table 2.....	4
Orange, VA, Table 3.....	6
Petersburg, VA, Table 4.....	8
Midwest Region	
Vincennes, IN, Table 5	10
Ashland City, TN, Table 6.....	12
Great Plains Region	
Fruita, CO, Table 7	14
Yellow Jacket, CO, Table 8.....	16
Clovis, NM, Table 9.....	18
Chickasha, OK, Table 10.....	20
College Station, TX, Table 11	22
McGregor, TX, Table 12	24
Thrall, TX, Table 13	25
Northern Region	
Minot, ND, Table 14.....	26
Blackleg Evaluations, Table 15	27
Seed Sources for NWCVT Entries, Table 16	29

Contribution no. 16-027-S from the Kansas Agricultural Experiment Station

2015 National Winter Canola Variety Trial

Objectives

The objectives of the National Winter Canola Variety Trial (NWCVT) are to evaluate the performance of released and experimental varieties, determine where these varieties are best adapted, and increase the visibility of winter canola across the United States.

Breeders, marketers, and producers use data collected from the trials to make informed variety selections. The NWCVT is planted at locations in the Great Plains, Midwest, northern U.S., and Southeast.

Procedures

Seed for the NWCVT was distributed to 39 cooperators in 18 states for the 2014–2015 growing season. The locations receiving seed are illustrated on the map on the front cover. Of the 54 entries tested, 23 were commercial and 31 were experimental. These entries were provided by 11 global seed suppliers. All entries in the trial were treated with insecticide and fungicide seed treatments to control insects and seedling diseases through the late fall and early winter months.

Management guidelines were provided to cooperators, but previous growing experience influenced final management decisions. All trials were planted in small research plots (approximately 100 ft²) with three or four replications. Cultural practices, site descriptions, growing conditions, and performance data are provided for each harvested location. Yield results for some locations include 2- or 3-year summaries. Results are presented alphabetically by seed supplier.

The Brassica Breeding and Research Program at the University of Idaho performed total oil analysis for all sites using NMR spectroscopy.

The Mississippi State University Coastal Plain Experiment Station, Tennessee State University, and Texas A&M AgriLife Research and Extension Center at Amarillo were new cooperators in 2014–2015. See the back cover for a listing of participating cooperators.

The NWCVT continues in the 2015–2016 growing season and includes 48 entries. Eleven seed suppliers contributed to the trial, and it was distributed to 43 locations in 18 states.

2014–2015 Growing Conditions

Temperature and precipitation data are shown at the top of the page for each location. Thick black lines on the temperature graphs represent long-term average high and low temperatures (°F) for the location. The upper thin line represents actual daily high temperatures, and the lower thin line represents actual daily low temperatures. On the precipitation graph, the line labeled “normal” represents long-term average precipitation, and the line labeled “14–15” represents actual precipitation. If weather information was not provided, data were taken from a nearby town.

In general, temperatures during the 2014–2015 growing season were above normal. A rapid temperature decline in mid-November caused extensive crop damage to many sites in the Great Plains. Prior to this event, the plants had not acclimated sufficiently for the winter. As a result, many sites were abandoned. The spring was challenging because of persistent drought conditions. Precipitation arrived at crop maturity, thus delaying harvest and causing lodging and shattering.

Test Sites and Results

Fourteen harvested locations in 10 states are included in this report: Auburn, AL; Fruita and Yellow Jacket, CO; Griffin, GA; Vincennes, IN; Minot, ND; Clovis, NM; Chickasha, OK; Ashland City, TN; College Station, McGregor, and Thrall, TX; Orange and Petersburg, VA.

Meridianville, AL; Newton and Starkville, MS, and Jefferson City, MO were harvested but the data was not published because of poor quality.

Thirty-three locations were not harvested because of inadequate stand establishment, winterkill, herbicide damage, shattering, or other weather-related events.

The “percentage of test average” yield calculation is included in the results. This

relative yield calculation allows for some comparison of performance across environments. Entries yielding more than 100% of the test average across multiple locations merit some consideration.

Overall, yields were reduced at many locations because of weather-related events. The consistency of yields was poorer than in previous years. Yields were much below average in the Great Plains. Three sites averaged more than 3,200 lb/acre; however only one other site averaged greater than 2,000 lb/acre. Caution should be used when evaluating data from locations with coefficient of variation (CV) values greater than 20. Lower values suggest less error was observed at the location. Inestimable differences in soil type, weather, and environmental conditions play a part in increasing experimental error and CV values. Eight harvested locations have CV values of greater than 20.

Variety Selection

Winter hardiness is an important trait to consider when selecting a winter canola variety. This trait has been improved, but variability still exists where differential winterkill occurs. Winter canola varieties should show consistent survival across multiple years and locations. Other traits to consider include herbicide resistance, tolerance to carryover from sulfonylurea herbicides, maturity, disease tolerance, yield potential, and oil content. Use more than one year of data to make an informed variety selection decision. Canola weighs 50 lb/bushel, so a 2,000 lb/acre yield is 40 bushels/acre.

Table 15 provides information on the tolerance of varieties to the blackleg fungus. The 2014–2015 blackleg nursery was planted at Perkins, OK by Oklahoma State University. Data is provided with permission. View Table 16 for seed sources, contact information, brand names, and traits of the winter canola varieties and hybrids grown in the NWCVT.

Acknowledgments

This work was funded in part by the Supplemental and Alternative Crops Competitive Grants Program, which is administered by the U.S. Department of Agriculture-National Institute of Food and

Agriculture, and the Kansas Agricultural Experiment Station. Assistant scientist Scott Dooley and student workers Hillary Henslee, Eileen Johnson, and Jessica Martin assisted with organizing, packaging, planting, harvesting, and data collection. Sincere appreciation is expressed to all participating researchers and seed suppliers who have a vested interest in expanding winter canola acres and increasing production in the U.S.

Special Acknowledgments

We would also like to thank the following cooperators for their support of winter canola variety testing over the years in regions across the U.S. and we wish them well in their retirement: Don Day, University of Georgia; Russell Freed, Michigan State University; Jim Krall, University of Wyoming; Jerry Nachtman, University of Wyoming; Calvin Pearson, Colorado State University, and Curtis Owen, New Mexico State University.

Shorter, Alabama

Dennis Delaney
Auburn University

Planted: 11/10/2014 at 5 lb/a in 7-in. rows
 Harvested: 6/5/2015
 Herbicides: 1.5 pt/a Treflan
 Irrigation: 0.5 in. on 11/7/2014
 Previous crop: Fallow
 Soil test: 71 lb/a P, 101 lb/a K, pH=6.4
 Fertilizer: 32-32-32 lb N-P-K fertilizer in fall
 120-0-0-9-1 lb N-P-K-S-B fertilizer in spring
 Soil type: Marvyn sandy loam
 Elevation: 220 ft Latitude: 32° 41'N
 Comments: Planting was delayed by about 1 month resulting in small overwintering plants. Excessive rainfall in the spring contributed to disease pressure.

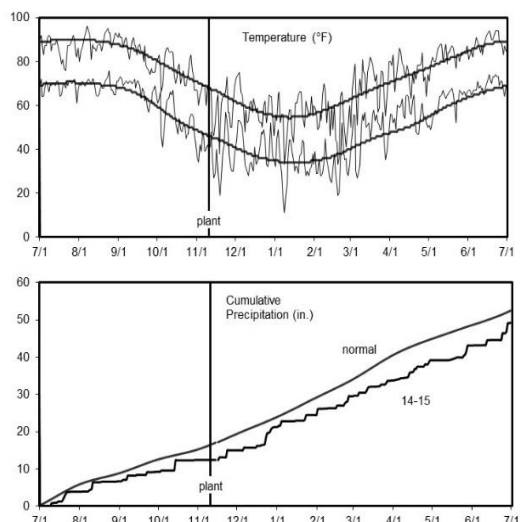


Table 1. Results for the 2015 National Winter Canola Variety Trial at Shorter, AL

Name	Yield (lb/a)			Yield (% of test avg.)		Winter survival (%)		50% bloom	Maturity	Plant height	Test weight	Oil
	2015	2014	2-yr.	2015	2015	2014	3-yr.	(DOY)	(DOY)	(in.)	(lb/bu)	(%)
MOMONT, France												
Chrome	1483	2295	1889	76	---	---	---	94	150	60	47.5	40.8
Hekip	1945	3045	2495	100	---	---	---	90	148	54	47.9	41.3
MH11J41	1679	---	---	86	---	---	---	95	149	52	44.7	41.4
MH11M16	1811	---	---	93	---	---	---	97	150	56	47.6	42.1
MH12AX37	1783	---	---	91	---	---	---	92	147	57	47.1	40.5
Monsanto / DEKALB												
DK Imiron CL	2002	2179	2091	103	---	---	---	95	146	57	49.2	40.4
DK Imistar CL	2052	---	---	105	---	---	---	96	148	58	49.1	41.2
DK Sensei	2567	2366	2466	131	---	---	---	96	147	57	49.6	41.1
DK Severnyi	2112	---	---	108	---	---	---	96	149	55	49.1	41.3
Rubisco Seeds LLC												
Dimension	1689	2335	2012	87	---	---	---	86	141	53	47.1	43.0
Edimax CL	2009	---	---	103	---	---	---	95	146	60	49.3	40.7
Hornet	2289	2708	2499	117	---	---	---	94	148	59	49.3	41.1
Safran	2141	2292	2217	110	---	---	---	97	150	57	48.3	40.4
Sitro	2047	2654	2350	105	---	---	---	92	146	58	49.2	41.6
Syngenta												
NK Petrol	1770	---	---	91	---	---	---	96	150	61	46.5	40.1
NK Technic	1668	---	---	85	---	---	---	94	149	59	46.6	40.5
SY Fighter	1922	---	---	98	---	---	---	90	147	50	47.6	40.3
SY Harnas	2405	---	---	123	---	---	---	90	147	50	50.1	41.2
SY Marten	1902	---	---	97	---	---	---	87	143	49	48.3	40.9
SY Saveo	1764	---	---	90	---	---	---	93	149	55	43.3	42.0
Mean	1952	2271	---	---	---	---	---	93	148	56	47.9	41.1
CV	14	11	---	---	---	---	---	1	1	3	1.7	1.0
LSD (0.05)	443	417	---	---	---	---	---	2	2	3	1.4	0.8

Bold: Superior LSD group. Unless two entries differ by more than the LSD, little confidence can be placed in one being superior to the other.

Griffin, Georgia

J. Gassett, M. Gilmer, H. Jordan, and G. Ware
University of Georgia

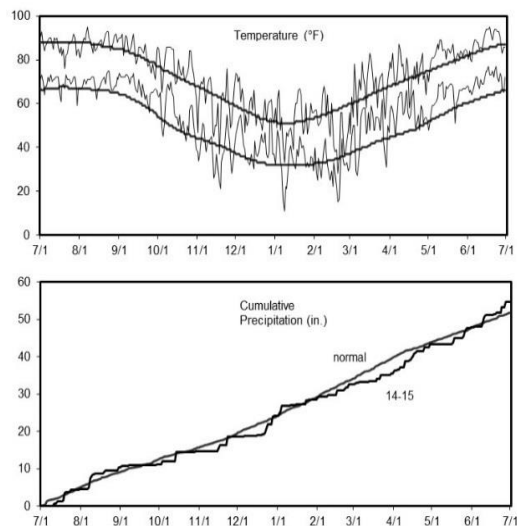


Table 2. Results for the 2015 National Winter Canola Variety Trial at Griffin, GA

Name	Yield (lb/a) ¹			Yield (% of test avg.)			Winter survival (%)			Plant height (in.)	Moisture (%)	Test weight (lb/bu)	Protein (%)	Oil (%)
	2015	2014	3-yr.	2015	2015	2014	3-yr.	(in.)	(%)	(lb/bu)	(%)	(%)		
CROPLAN by WinField														
HyCLASS 115W	1516	3788	2607	83	---	100	100	54	5.7	45.0	---	41.5		
HyCLASS 125W	1616	2779	2313	89	---	100	100	56	5.9	44.1	---	39.2		
HyCLASS 220W	1507	---	---	83	---	---	---	57	5.9	46.5	---	38.6		
HyCLASS 225W	1516	3531	2523	83	---	100	100	58	5.0	44.8	---	37.9		
DL Seeds Inc.														
DL14001RR	1429	---	---	78	---	---	---	62	7.3	44.5	---	39.5		
Einstein	1864	---	---	102	---	---	---	54	5.9	46.5	---	41.7		
Garou	2675	4743	3709	147	---	100	100	57	5.8	45.1	---	40.2		
Popular	2026	3626	2826	111	---	100	100	57	5.7	45.8	---	41.6		
Raffiness	1899	3195	2547	104	---	100	100	55	6.3	46.5	---	41.9		
DuPont Pioneer														
46W94	1080	3706	2441	59	---	100	99	59	6.7	44.1	---	40.6		
Exp 1301	1468	3127	2422	80	---	100	100	59	6.0	44.6	---	41.9		
Exp 1302	2191	3926	3059	120	---	100	100	59	6.1	46.3	---	41.1		
PX112	1638	3272	2593	90	---	100	99	58	6.1	45.4	---	41.8		
PX117	1838	3432	2577	101	---	100	100	56	6.1	45.5	---	41.5		
High Plains Crop Development														
Claremore	1133	3525	2404	62	---	100	97	58	6.0	47.0	---	40.3		
Kansas State University														
KSUR21	1442	2713	2057	79	---	100	100	59	6.4	47.2	---	39.8		
Riley	1202	3165	2249	66	---	100	98	59	6.1	45.0	---	40.3		
Sumner	1612	3475	2458	88	---	100	100	59	6.5	45.8	---	39.1		
Wichita	1250	4281	2726	69	---	100	100	55	5.9	44.1	---	37.6		
MOMONT, France														
Chrome	1385	3650	2718	76	---	100	99	59	6.1	45.0	---	41.3		
Hekip	2060	4219	3243	113	---	100	100	57	6.0	47.1	---	40.9		
MH11J41	1638	---	---	90	---	---	---	54	6.4	42.5	---	38.1		
MH11M16	1895	---	---	104	---	---	---	60	6.0	45.4	---	40.7		
MH12AX37	2269	---	---	124	---	---	---	57	6.0	44.6	---	39.8		
Monsanto / DEKALB														
DK Imiron CL	2309	3865	3087	127	---	100	100	58	5.9	45.0	---	39.7		
DK Imistar CL	2278	---	---	125	---	---	---	58	5.7	47.1	---	41.0		
DK Sensei	2605	4254	3429	143	---	100	100	59	6.0	47.3	---	39.6		
DK Severnyi	2818	---	---	155	---	---	---	58	5.7	47.7	---	40.4		
DKW41-10	1294	2800	2021	71	---	100	100	53	6.2	42.8	---	38.7		
DKW44-10	1786	2937	2436	98	---	100	100	53	6.1	46.7	---	37.8		
DKW45-25	1703	---	---	93	---	---	---	54	6.1	47.2	---	38.4		
DKW46-15	1128	4005	2333	62	---	100	99	53	6.0	44.6	---	39.1		
DKW47-15	1368	3150	2197	75	---	100	100	57	6.1	45.6	---	40.9		

Table 2. Results for the 2015 National Winter Canola Variety Trial at Griffin, GA

Name	Yield (lb/a) ¹			Yield (% of test avg.)			Plant			Test		
	2015	2014	3-yr.	2015	2015	2014	3-yr.	height (in.)	Moisture (%)	weight (lb/bu)	Protein (%)	Oil (%)
Rubisco Seeds LLC												
Dimension	1586	3795	2852	87	---	100	100	55	6.0	46.6	---	42.1
Edimax CL	2204	3966	3085	121	---	100	100	59	6.1	46.0	---	39.0
Hornet	2561	4425	3379	140	---	100	100	60	6.3	46.2	---	40.0
Inspiration	2479	4332	3486	136	---	100	100	60	6.5	45.9	---	40.8
Mercedes	1851	4418	3163	102	---	100	100	55	5.8	42.0	---	42.6
Safran	2113	4771	3364	116	---	100	100	57	6.0	43.2	---	40.8
Sitro	2557	4566	3514	140	---	100	100	61	6.3	43.5	---	38.4
Star Specialty Seed, Inc.												
Star 915W	1965	4643	3304	108	---	100	100	56	5.6	44.8	---	39.4
Syngenta												
NK Petrol	1799	3986	2952	99	---	100	100	64	5.8	46.3	---	40.3
NK Technic	1586	4514	3121	87	---	100	100	61	6.1	45.2	---	40.1
SY Fighter	2222	---	---	122	---	---	---	53	5.8	44.9	---	42.0
SY Harnas	1978	---	---	108	---	---	---	56	5.6	46.9	---	42.4
SY Marten	3020	4126	3573	166	---	100	100	53	7.9	47.5	---	40.8
SY Saveo	1359	4119	2739	75	---	100	100	61	5.6	42.1	---	43.7
Virginia State University												
Virginia	1712	3142	2484	94	---	100	100	53	6.0	46.6	---	40.1
VSX-3	2570	3975	2961	141	---	100	100	51	6.1	46.5	---	40.6
VSX-4	1760	3294	2527	96	---	100	100	52	6.0	46.5	---	40.4
Mean	1841	3770	---	---	---	100	---	57	6.0	45.4	---	40.3
CV	27	15	---	---	---	---	---	4	8.6	3.8	---	3.8
LSD (0.05)	816	740	---	---	---	NS	---	5	NS	NS	---	3.1

Bold: Superior LSD group. Unless two entries differ by more than the LSD, little confidence can be placed in one being superior to the other.

¹Use yield data with caution. A CV above 20 indicates higher experimental error. Make variety selection decisions based on more than one year's data.

Orange, Virginia

Wade Thomason and Steve Gulick
Virginia Tech University

Planted: 9/18/2014 at 5 lb/a in 7-in. rows
Harvested: 6/19/2015
Fertilizer: 30-80-80 lb N-P-K fertilizer in fall
60-0-0 lb N-P-K fertilizer in spring
Soil type: Davidson silty clay
Elevation: 510 ft Latitude: 38° 13'N
Comments: Temperatures dropped to the mid 30s
for three nights during flowering.
Consistent yields and excellent oil
contents.

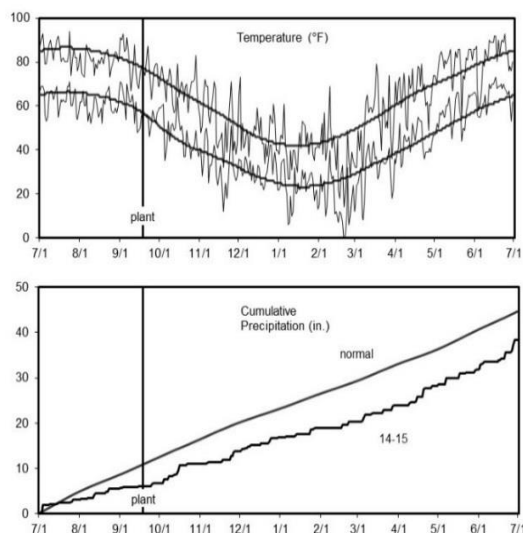


Table 3. Results for the 2015 National Winter Canola Variety Trial at Orange, VA

Name	Yield (lb/a) ¹			Yield (% of test avg.)			Plant		Test			
	2015	2014	3-yr.	2015	2015	2014	3-yr.	height (in.)	Moisture (%)	weight (lb/bu)	Protein (%)	Oil (%)
CROPLAN by WinField												
HyCLASS 115W	2425	1180	1903	97	---	---	---	50	9.1	47.2	---	40.3
HyCLASS 125W	2322	1199	1847	93	---	---	---	49	9.5	45.1	---	39.7
HyCLASS 220W	2208	---	---	89	---	---	---	51	9.2	45.2	---	41.1
HyCLASS 225W	1949	---	---	78	---	---	---	48	9.2	44.9	---	40.7
DL Seeds Inc.												
DL14001RR	2542	---	---	102	---	---	---	57	9.4	48.5	---	39.4
Einstein	3073	---	---	123	---	---	---	52	9.2	47.6	---	42.2
Garou	2424	1569	---	97	---	---	---	47	9.1	45.7	---	41.9
Popular	2888	1301	---	116	---	---	---	49	9.0	44.5	---	43.6
Raffiness	2661	1581	---	107	---	---	---	49	8.7	46.0	---	43.4
DuPont Pioneer												
46W94	2208	1090	1845	89	---	---	---	53	9.3	43.0	---	40.3
Exp 1301	2857	1954	2477	115	---	---	---	56	9.1	42.8	---	42.6
Exp 1302	2603	1328	1966	104	---	---	---	44	9.3	47.6	---	40.2
PX112	2466	1386	2246	99	---	---	---	50	9.1	45.0	---	41.7
PX117	2707	1783	2372	109	---	---	---	52	9.0	46.1	---	41.4
High Plains Crop Development												
Claremore	2277	1441	2060	91	---	---	---	58	9.0	43.9	---	39.7
Kansas State University												
KSUR21	2208	1480	1789	89	---	---	---	53	9.1	44.3	---	40.2
Riley	2561	1142	1952	103	---	---	---	47	9.2	45.8	---	40.5
Sumner	2361	1428	1999	95	---	---	---	49	9.5	47.8	---	39.5
Wichita	2460	1024	1902	99	---	---	---	49	9.1	46.5	---	40.2
MOMONT, France												
Chrome	2472	1654	2412	99	---	---	---	53	9.2	46.9	---	41.2
Hekip	2563	1771	2384	103	---	---	---	51	9.0	45.1	---	41.3
MH11J41	2391	---	---	96	---	---	---	45	8.9	45.5	---	41.5
MH11M16	2650	---	---	106	---	---	---	54	9.2	46.5	---	41.3
MH12AX37	2114	---	---	85	---	---	---	50	9.1	43.9	---	40.1
Monsanto / DEKALB												
DK Imiron CL	2623	1776	---	105	---	---	---	50	9.0	45.0	---	40.0
DK Imistar CL	2831	---	---	114	---	---	---	52	9.0	46.7	---	40.7
DK Sensei	2576	1663	---	103	---	---	---	50	9.1	46.3	---	40.2
DK Severnyi	2635	---	---	106	---	---	---	47	9.0	44.1	---	41.1
DKW41-10	2195	1559	1795	88	---	---	---	43	9.1	46.8	---	38.6
DKW44-10	2141	1392	1939	86	---	---	---	48	9.5	47.3	---	38.9
DKW45-25	2216	1537	1876	89	---	---	---	46	9.3	47.4	---	40.8
DKW46-15	2295	1453	1850	92	---	---	---	46	9.2	45.1	---	42.0
DKW47-15	1968	624	1507	79	---	---	---	51	9.3	43.3	---	39.2

Table 3. Results for the 2015 National Winter Canola Variety Trial at Orange, VA

Name	Yield (lb/a) ¹			Yield (% of test avg.)			Plant		Test			
	2015	2014	3-yr.	2015	2015	2014	3-yr.	height (in.)	Moisture (%)	weight (lb/bu)	Protein (%)	Oil (%)
Rubisco Seeds LLC												
Dimension	2698	1376	2164	108	---	---	---	53	8.9	46.0	---	42.7
Edimax CL	2734	1965	2584	110	---	---	---	48	9.3	46.3	---	40.4
Hornet	2223	1734	2225	89	---	---	---	53	8.9	46.6	---	40.5
Inspiration	2699	1467	2422	108	---	---	---	52	9.0	44.8	---	41.6
Mercedes	2817	1838	2628	113	---	---	---	51	8.9	46.8	---	43.1
Safran	2556	1793	2433	103	---	---	---	52	9.4	48.1	---	40.6
Sitro	2386	1477	2319	96	---	---	---	54	9.1	46.3	---	42.4
Star Specialty Seed, Inc.												
Star 915W	2563	784	---	103	---	---	---	45	8.9	47.3	---	39.9
Syngenta												
NK Petrol	2633	1016	2115	106	---	---	---	53	9.0	46.3	---	40.9
NK Technic	2351	1528	2223	94	---	---	---	60	9.1	47.5	---	40.2
SY Fighter	3167	---	---	127	---	---	---	50	9.0	46.2	---	42.2
SY Harnas	3157	---	---	127	---	---	---	48	9.2	47.5	---	42.4
SY Marten	2737	1479	---	110	---	---	---	47	9.3	46.8	---	40.6
SY Saveo	2266	1204	---	91	---	---	---	50	9.0	45.9	---	41.9
Virginia State University												
Virginia	2165	1463	1946	87	---	---	---	44	9.2	43.6	---	39.3
VSX-3	2086	1615	1923	84	---	---	---	47	9.0	46.2	---	41.2
VSX-4	2576	1373	1974	103	---	---	---	48	9.2	45.0	---	41.3
Mean	2494	1449	---	---	---	---	---	50	9.1	45.9	---	40.9
CV	12	24	---	---	---	---	---	2	2.6	4.2	---	2.6
LSD (0.05)	496	574	---	---	---	---	---	2	0.4	3.1	---	2.1

Bold: Superior LSD group. Unless two entries differ by more than the LSD, little confidence can be placed in one being superior to the other.

Petersburg, Virginia

Harbans Bhardwaj
Virginia State University

Planted: 10/1/2014 in 15-in. rows
Harvested: 6/25/2015
Soil type: Abell sandy loam
Elevation: 134 ft Latitude: 37° 15'N
Comments: Below average yields were reported.

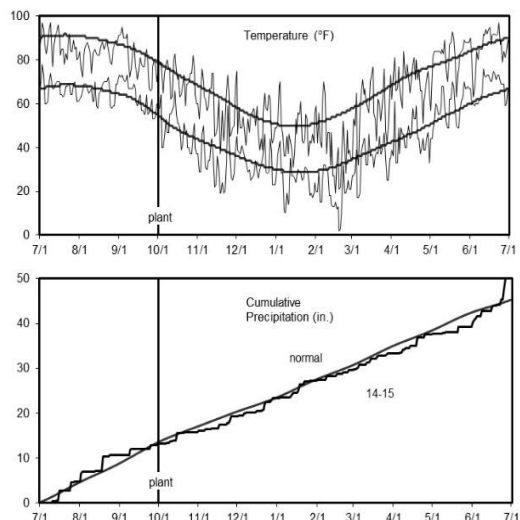


Table 4. Results for the 2015 National Winter Canola Variety Trial at Petersburg, VA

Name	Yield (lb/a) ¹			Yield (% of test avg.)			Plant		Test			
	2015	2013	2-yr.	2015	2015	2013	2-yr.	height (in.)	Moisture (%)	weight (lb/bu)	Protein (%)	Oil (%)
CROPLAN by WinField												
HyCLASS 115W	690	1509	1099	75	---	---	---	---	---	---	---	---
HyCLASS 125W	732	1803	1268	79	---	---	---	---	---	---	---	---
HyCLASS 220W	863	---	---	94	---	---	---	---	---	---	---	---
HyCLASS 225W	876	---	---	95	---	---	---	---	---	---	---	---
DL Seeds Inc.												
DL14001RR	1019	---	---	110	---	---	---	---	---	---	---	---
Einstein	631	---	---	68	---	---	---	---	---	---	---	---
Garou	1137	---	---	123	---	---	---	---	---	---	---	---
Popular	881	---	---	95	---	---	---	---	---	---	---	---
Raffiness	813	---	---	88	---	---	---	---	---	---	---	---
DuPont Pioneer												
46W94	941	1172	1057	102	---	---	---	---	---	---	---	---
Exp 1301	1010	1244	1127	109	---	---	---	---	---	---	---	---
Exp 1302	583	---	---	63	---	---	---	---	---	---	---	---
PX112	890	1889	1389	96	---	---	---	---	---	---	---	---
PX117	817	1551	1184	89	---	---	---	---	---	---	---	---
High Plains Crop Development												
Claremore	1441	1660	1550	156	---	---	---	---	---	---	---	---
Kansas State University												
KSUR21	925	1171	1048	100	---	---	---	---	---	---	---	---
Riley	710	1298	1004	77	---	---	---	---	---	---	---	---
Sumner	761	1227	994	82	---	---	---	---	---	---	---	---
Wichita	849	1345	1097	92	---	---	---	---	---	---	---	---
MOMONT, France												
Chrome	366	1538	952	40	---	---	---	---	---	---	---	---
Hekip	1317	1519	1418	143	---	---	---	---	---	---	---	---
MH11J41	940	---	---	102	---	---	---	---	---	---	---	---
MH11M16	1011	---	---	110	---	---	---	---	---	---	---	---
MH12AX37	1041	---	---	113	---	---	---	---	---	---	---	---
Monsanto / DEKALB												
DK Imiron CL	1102	---	---	119	---	---	---	---	---	---	---	---
DK Imistar CL	1114	---	---	121	---	---	---	---	---	---	---	---
DK Sensei	1362	---	---	148	---	---	---	---	---	---	---	---
DK Severnyi	1219	---	---	132	---	---	---	---	---	---	---	---
DKW41-10	590	850	720	64	---	---	---	---	---	---	---	---
DKW44-10	778	1152	965	84	---	---	---	---	---	---	---	---
DKW45-25	651	---	---	71	---	---	---	---	---	---	---	---
DKW46-15	960	1284	1122	104	---	---	---	---	---	---	---	---
DKW47-15	423	1008	716	46	---	---	---	---	---	---	---	---

Table 4. Results for the 2015 National Winter Canola Variety Trial at Petersburg, VA

Name	Yield (lb/a) ¹			Yield (% of test avg.)	Winter survival (%)			Plant height	Moisture	Test		
	2015	2013	2-yr.	2015	2015	2013	2-yr.	(in.)	(%)	weight (lb/bu)	Protein (%)	Oil (%)
Rubisco Seeds LLC												
Dimension	755	1023	889	82	---	---	---	---	---	---	---	---
Edimax CL	1205	1535	1370	131	---	---	---	---	---	---	---	---
Hornet	1290	1487	1388	140	---	---	---	---	---	---	---	---
Inspiration	988	1545	1266	107	---	---	---	---	---	---	---	---
Mercedes	1240	1385	1313	134	---	---	---	---	---	---	---	---
Safran	974	1416	1195	106	---	---	---	---	---	---	---	---
Sitro	637	1747	1192	69	---	---	---	---	---	---	---	---
Star Specialty Seed, Inc.												
Star 915W	751	---	---	81	---	---	---	---	---	---	---	---
Syngenta												
NK Petrol	1146	1218	1182	124	---	---	---	---	---	---	---	---
NK Technic	914	1400	1157	99	---	---	---	---	---	---	---	---
SY Fighter	957	---	---	104	---	---	---	---	---	---	---	---
SY Harnas	1075	---	---	116	---	---	---	---	---	---	---	---
SY Marten	880	---	---	95	---	---	---	---	---	---	---	---
SY Saveo	1061	---	---	115	---	---	---	---	---	---	---	---
Virginia State University												
Virginia	766	1825	1295	83	---	---	---	---	---	---	---	---
VSX-3	954	1791	1372	103	---	---	---	---	---	---	---	---
VSX-4	1101	---	---	119	---	---	---	---	---	---	---	---
Mean	923	1403	---	---	---	---	---	---	---	---	---	---
CV	23	18	---	---	---	---	---	---	---	---	---	---
LSD (0.05)	350	405	---	---	---	---	---	---	---	---	---	---

Bold: Superior LSD group. Unless two entries differ by more than the LSD, little confidence can be placed in one being superior to the other.

¹Use yield data with caution. A CV above 20 indicates higher experimental error. Make variety selection decisions based on more than one year's data.

Vincennes, Indiana

Charles Mansfield
Vincennes University

Planted: 9/23/2014 at 260,000 seeds/a in 6-in. rows
Desiccant: 2 pt/a Reglone on 6/16/2015
Harvested: 6/23/2015
Herbicides: 12 fl oz/a Dual, 4 fl oz/a Command
Insecticides: 2.75 fl oz/a Mavrik
Fungicides: 4 fl/oz Proline, 12 fl oz/a Quadris
Irrigation: None
Previous crop: Soybean
Soil test: P=85 lb/a, K=237 lb/a, pH=6.7
Fertilizer: 156-0-0-24-1 lb N-P-K-S-B fertilizer in spring
Soil type: Lomax loam
Elevation: 430 ft Latitude: 38° 44'N
Comments: Outstanding yield and oil content measurements.

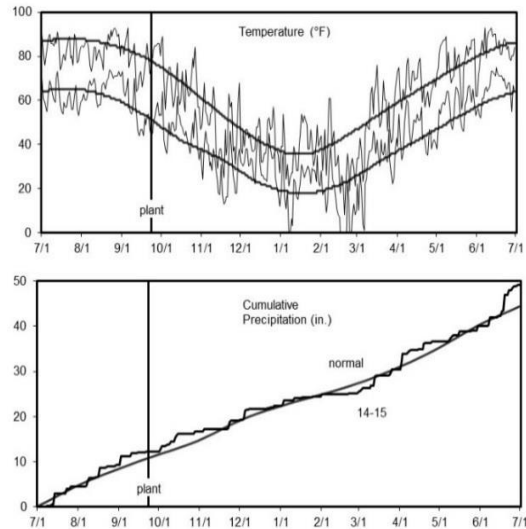


Table 5. Results for the 2015 National Winter Canola Variety Trial at Vincennes, IN

Name	Yield (lb/a)			Yield (% of test avg.)	Winter survival (%)			Plant height (in.)	Moisture (%)	Test		
	2015	2014	3-yr.		2015	2014	2-yr.			weight (lb/bu)	Protein (%)	Oil (%)
CROPLAN by WinField												
CROPLAN 14-05W	3520	---	---	107	100	---	---	60	7.6	47.6	---	42.9
HyCLASS 115W	2884	2324	2434	88	100	80	90	58	7.5	49.9	---	41.0
HyCLASS 125W	2835	2046	2209	86	100	67	83	58	7.6	50.0	---	41.4
HyCLASS 220W	2790	---	---	85	100	---	---	58	7.7	50.3	---	40.1
HyCLASS 225W	2865	2613	---	87	100	55	78	59	7.5	50.1	---	39.9
DL Seeds Inc.												
DL14001RR	2913	---	---	89	100	---	---	59	7.6	49.6	---	40.2
Einstein	3603	---	---	110	100	---	---	58	7.4	50.4	---	42.5
Garou	3492	2244	---	106	100	80	90	59	7.3	49.8	---	42.2
Popular	3709	3144	---	113	100	75	88	58	7.4	50.7	---	43.2
Raffiness	3411	2440	---	104	100	52	76	59	7.3	50.2	---	43.3
DuPont Pioneer												
46W94	3396	2047	2690	103	100	50	75	60	7.3	50.9	---	41.5
Exp 1301	3536	2363	2701	108	100	50	75	59	7.3	49.9	---	43.8
Exp 1302	3585	3017	3301	109	100	50	75	60	7.5	50.8	---	43.1
PX112	3271	2733	2718	100	100	77	89	57	7.6	50.6	---	42.7
PX117	3335	2717	2888	102	100	68	84	58	7.5	50.2	---	42.2
High Plains Crop Development												
Claremore	3299	2423	2762	100	100	78	89	60	7.5	49.8	---	41.0
Kansas State University												
KS4506	3150	---	---	96	99	---	---	60	7.6	50.4	---	41.6
KS4549	3111	---	---	95	99	---	---	59	7.8	50.3	---	41.0
KSR07363	3073	2551	2518	94	100	82	91	59	7.5	50.7	---	41.0
KSUR21	3101	2834	2706	94	99	82	90	60	7.4	50.4	---	41.1
Riley	3248	2768	2559	99	99	77	88	60	7.9	50.4	---	41.3
Sumner	2839	2164	2458	86	98	75	86	58	7.3	50.9	---	41.4
Wichita	3245	2246	2586	99	100	85	93	60	7.4	50.4	---	41.1
MOMONT, France												
Chrome	3733	2432	3056	114	100	28	64	60	7.2	50.8	---	41.2
Hekip	3573	2762	3211	109	99	30	65	59	8.3	49.6	---	41.6
MH11J41	3579	---	---	109	100	---	---	56	7.5	47.3	---	42.7
MH11M16	3564	---	---	109	100	---	---	60	7.8	49.8	---	43.1
MH12AX37	3227	---	---	98	100	---	---	59	7.8	49.1	---	40.4

Table 5. Results for the 2015 National Winter Canola Variety Trial at Vincennes, IN

Name	Yield (lb/a)			Yield (% of test avg.)			Winter survival (%)		Plant height	Test			
	2015	2014	3-yr.	2015	2015	2014	2-yr.	(in.)	Moisture (%)	weight (lb/bu)	Protein (%)	Oil (%)	
Monsanto / DEKALB													
DK Imiron CL	3460	2379	---	105	100	67	84	57	7.6	50.3	---	38.8	
DK Imistar CL	3454	---	---	105	100	---	---	60	7.3	51.1	---	41.1	
DK Sensei	3519	2523	---	107	100	38	69	58	7.6	50.1	---	40.0	
DK Severnyi	3620	---	---	110	100	---	---	59	7.7	50.5	---	41.1	
DKW41-10	2548	2274	2273	78	100	75	88	53	7.9	50.9	---	38.0	
DKW44-10	2407	2487	1996	73	100	80	90	56	7.7	50.7	---	38.4	
DKW45-25	2720	1804	---	83	100	77	89	59	7.6	50.6	---	40.9	
DKW46-15	2835	2475	2337	86	100	77	88	58	7.6	50.2	---	41.3	
DKW47-15	3031	2000	2367	92	100	48	74	59	7.6	50.1	---	40.1	
Rubisco Seeds LLC													
Dimension	3462	2789	2963	105	100	45	73	59	7.2	50.2	---	43.1	
Edimax CL	3392	2410	3021	103	100	63	82	60	7.7	50.6	---	40.3	
Hornet	3613	2882	2961	110	100	62	81	61	7.6	50.0	---	41.3	
Inspiration	3586	2652	3053	109	100	28	64	61	8.0	50.9	---	41.6	
Mercedes	3696	3040	3348	113	100	50	75	59	7.9	48.3	---	42.8	
Safran	3334	2887	3001	102	100	55	78	60	7.3	50.3	---	40.4	
Sitro	3414	2289	2909	104	100	55	78	60	7.5	50.7	---	41.0	
Star Specialty Seed, Inc.													
Star 915W	3153	---	---	96	99	---	---	59	7.3	50.2	---	41.5	
Syngenta													
NK Petrol	3453	2395	2838	105	100	30	65	60	7.6	49.3	---	40.2	
NK Technic	3275	1797	2526	100	100	27	64	59	7.6	49.8	---	41.2	
SY Fighter	3584	---	---	109	100	---	---	59	7.5	49.6	---	42.7	
SY Harnas	3765	---	---	115	100	---	---	59	7.2	50.8	---	42.6	
SY Marten	3160	1954	---	96	100	42	71	59	7.5	50.1	---	42.0	
SY Saveo	3635	2334	---	111	100	25	63	58	7.7	49.2	---	42.5	
Virginia State University													
Virginia	2993	2165	2374	91	100	37	68	57	7.4	50.1	---	40.7	
VSX-3	3086	2183	2481	94	99	32	65	55	7.3	50.0	---	41.1	
VSX-4	3203	2057	---	98	100	33	67	56	8.0	50.2	---	40.8	
Mean	3283	2424	---	---	100	55	---	59	7.5	50.1	---	41.4	
CV	6	18	---	---	---	25	---	2	4.1	0.7	---	0.9	
LSD (0.05)	307	721	---	---	NS	22	---	2	0.5	0.6	---	0.8	

Bold: Superior LSD group. Unless two entries differ by more than the LSD, little confidence can be placed in one being superior to the other.

Ashland City, Tennessee

Jason de Koff and Chris Robbins
Tennessee State University

Planted: 9/10/2014 at 1.6 lb/a in 7.5-in. rows
Harvested: 6/8 - 6/10/2015
Herbicides: Treflan
Insecticides: None
Irrigation: None
Previous crop: Winter canola and sunflower
Soil test: N/A
Fertilizer: 50-0-40-20 lb N-P-K-S fertilizer in fall
50-0-0 lb N-P-K fertilizer in spring
Soil type: Armour silt loam
Elevation: 400 ft Latitude: 36° 13'N
Comments: Only non-GM varieties grown at this location. First year participant in the NWCVT.

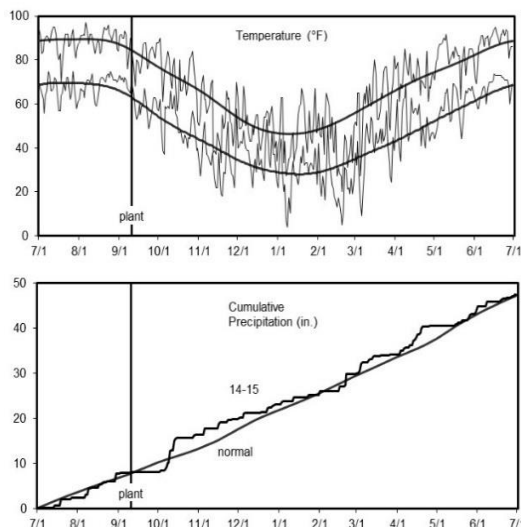


Table 6. Results for the 2015 National Winter Canola Variety Trial at Ashland City, TN

Name	Yield (lb/a) ¹			Yield (% of test avg.)			Plant			Test		
	2015	2014	3-yr.	2015	2015	2014	3-yr.	height (in.)	Moisture (%)	weight (lb/bu)	Protein (%)	Oil (%)
DL Seeds Inc.												
Einstein	1878	---	---	129	62	---	---	44	7.8	---	---	41.5
Garou	899	---	---	62	71	---	---	43	9.7	---	---	39.4
Popular	1565	---	---	107	81	---	---	41	8.3	---	---	40.4
Raffiness	1248	---	---	86	72	---	---	43	7.8	---	---	40.8
DuPont Pioneer												
Exp 1301	1778	---	---	122	83	---	---	46	8.0	---	---	39.8
Exp 1302	1800	---	---	123	68	---	---	44	7.8	---	---	41.5
PX112	1545	---	---	106	88	---	---	42	8.6	---	---	40.9
PX117	1650	---	---	113	93	---	---	43	6.1	---	---	40.9
High Plains Crop Development												
Claremore	1221	---	---	84	87	---	---	46	4.7	---	---	38.4
Kansas State University												
KS4506	1069	---	---	73	76	---	---	45	6.8	---	---	37.5
KS4549	2112	---	---	145	68	---	---	44	4.6	---	---	37.9
KSUR21	899	---	---	62	100	---	---	45	9.7	---	---	37.4
Riley	1302	---	---	89	87	---	---	46	8.0	---	---	39.1
Sumner	1082	---	---	74	69	---	---	44	4.9	---	---	37.5
Wichita	1316	---	---	90	75	---	---	45	3.9	---	---	39.4
MOMONT, France												
Chrome	1530	---	---	105	86	---	---	44	6.6	---	---	40.5
Hekip	1676	---	---	115	77	---	---	45	9.1	---	---	39.6
MH11J41	1492	---	---	102	68	---	---	43	8.6	---	---	40.4
MH11M16	1238	---	---	85	94	---	---	41	8.4	---	---	40.4
MH12AX37	1073	---	---	74	80	---	---	45	9.3	---	---	37.9
Monsanto / DEKALB												
DK Imiron CL	2017	---	---	138	68	---	---	43	4.0	---	---	38.4
DK Imistar CL	1620	---	---	111	91	---	---	45	7.8	---	---	38.8
DK Sensei	1351	---	---	93	83	---	---	47	8.1	---	---	37.5
DK Severnyi	1593	---	---	109	93	---	---	42	7.6	---	---	39.9
Rubisco Seeds LLC												
Dimension	1697	---	---	116	55	---	---	43	7.6	---	---	39.7
Edimax CL	2470	---	---	169	82	---	---	45	8.2	---	---	38.1
Hornet	1620	---	---	111	76	---	---	45	5.8	---	---	40.0
Inspiration	1196	---	---	82	92	---	---	45	10.1	---	---	39.6
Mercedes	1761	---	---	121	88	---	---	46	7.8	---	---	40.8
Safran	1431	---	---	98	67	---	---	47	9.9	---	---	38.9
Sitro	1629	---	---	112	71	---	---	43	5.3	---	---	38.4

Table 6. Results for the 2015 National Winter Canola Variety Trial at Ashland City, TN

Name	Yield (lb/a) ¹			Yield (% of test avg.)		Winter survival (%)			Plant height	Moisture	Test	
	2015	2014	3-yr.	2015	2015	2014	3-yr.	(in.)	(%)	weight (lb/bu)	Protein (%)	Oil (%)
Syngenta												
NK Petrol	1312	---	---	90	64	---	---	44	5.9	---	---	39.0
NK Technic	1197	---	---	82	88	---	---	45	10.5	---	---	36.9
SY Fighter	1476	---	---	101	83	---	---	44	9.0	---	---	39.6
SY Harnas	1254	---	---	86	85	---	---	41	10.2	---	---	40.3
SY Marten	1257	---	---	86	73	---	---	42	7.3	---	---	40.6
SY Saveo	1339	---	---	92	61	---	---	44	9.1	---	---	39.7
Virginia State University												
Virginia	1411	---	---	97	47	---	---	44	4.6	---	---	38.2
VSX-3	1391	---	---	95	84	---	---	43	7.6	---	---	38.1
VSX-4	758	---	---	52	60	---	---	44	8.6	---	---	38.5
Mean	1459	---	---	---	77	---	---	44	7.6	---	---	39.3
CV	30	---	---	---	22	---	---	5	39.1	---	---	3.0
LSD (0.05)	NS	---	---	---	NS	---	---	NS	NS	---	---	2.4

Bold: Superior LSD group. Unless two entries differ by more than the LSD, little confidence can be placed in one being superior to the other.

¹Use yield data with caution. A CV above 20 indicates higher experimental error. Make variety selection decisions based on more than one year's data.

Fruita, Colorado

Calvin Pearson
Colorado State University

Planted: 9/3/2014 in 30-in. rows
Harvested: 7/16/2015
Herbicides: 1.5 pt/a Treflan
Insecticides: 4.3 oz/a Beleaf 50 SG
Irrigation: Furrow irrigated
Previous crop: Oats
Soil test: N/A
Fertilizer: 51-0-0 lb N-P-K fertilizer in spring
Soil type: Youngston clay loam
Elevation: 4604 ft Latitude: 39° 11'N
Comments: Heavy aphid pressure and late spring freezes during flowering reduced yields.

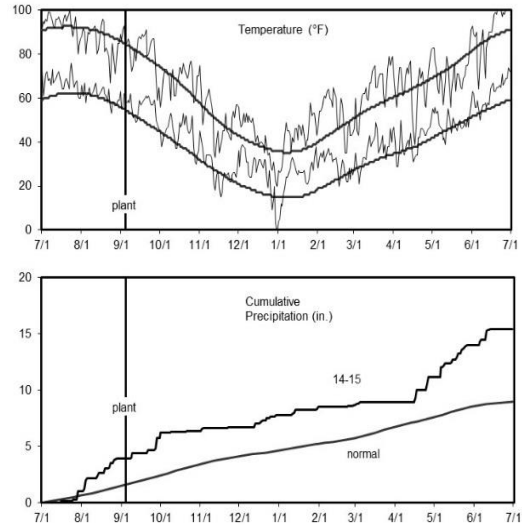


Table 7. Results for the 2015 National Winter Canola Variety Trial at Fruita, CO

Name	Yield (lb/a) ¹			Yield (% of test avg.)	50% Winter survival (%)			Test				
	2015	2014	3-yr.		2015	2015	2014	3-yr.	bloom (DOY)	Moisture (%)	weight (lb/bu)	Protein (%)
CROPLAN by WinField												
CROPLAN 14-05W	1826	---	---	108	---	---	---	98	6.6	47.6	---	41.7
HyCLASS 115W	1441	1326	1495	86	---	---	---	97	8.2	48.6	---	37.4
HyCLASS 125W	1380	1566	1525	82	---	---	---	98	8.4	47.7	---	38.1
HyCLASS 220W	992	---	---	59	---	---	---	98	7.8	45.3	---	37.1
HyCLASS 225W	1768	---	---	105	---	---	---	99	6.3	49.8	---	39.9
DL Seeds Inc.												
DL14001RR	2054	---	---	122	---	---	---	99	7.9	48.4	---	40.3
Einstein	1929	---	---	115	---	---	---	98	6.1	49.5	---	41.5
Garou	2248	2033	2140	134	---	---	---	96	6.9	49.6	---	41.1
Popular	2182	2007	2095	130	---	---	---	97	6.4	49.2	---	42.7
Raffiness	1119	1869	1494	66	---	---	---	98	7.5	47.0	---	40.7
DuPont Pioneer												
46W94	2018	1823	1987	120	---	---	---	98	7.4	47.4	---	41.0
Exp 1301	741	1806	1808	44	---	---	---	100	11.1	43.8	---	36.3
Exp 1302	616	1894	1255	37	---	---	---	98	9.0	41.6	---	37.1
PX112	602	1969	1590	36	---	---	---	99	11.4	43.3	---	37.0
PX117	1087	2323	2033	65	---	---	---	99	11.2	45.2	---	36.4
High Plains Crop Development												
Claremore	1337	1060	1350	79	---	---	---	101	6.5	47.2	---	38.5
Kansas State University												
KS4506	1518	1338	1428	90	---	---	---	99	9.8	47.3	---	38.1
KS4549	1495	1541	1518	89	---	---	---	99	11.0	46.8	---	39.3
KSR07363	992	1363	1471	59	---	---	---	97	7.1	46.9	---	37.6
KSUR21	1388	---	---	82	---	---	---	99	8.2	46.2	---	37.3
Riley	2348	1995	2239	140	---	---	---	99	7.2	49.3	---	39.8
Sumner	1490	1326	1481	88	---	---	---	95	6.7	49.5	---	40.2
Wichita	1462	1528	1661	87	---	---	---	97	6.9	47.7	---	40.0
MOMONT, France												
Chrome	1668	2020	2210	99	---	---	---	99	7.4	49.9	---	40.6
Hekip	2675	1969	2550	159	---	---	---	96	7.4	47.2	---	41.5
MH11J41	1808	---	---	107	---	---	---	96	8.5	45.7	---	40.9
MH11M16	2073	---	---	123	---	---	---	100	10.1	47.9	---	38.2
MH12AX37	1889	---	---	112	---	---	---	100	8.5	45.6	---	39.8

Table 7. Results for the 2015 National Winter Canola Variety Trial at Fruita, CO

Name	Yield (lb/a) ¹			Yield (% of test avg.)			50% bloom		Test			
	2015	2014	3-yr.	2015	2015	2014	3-yr.	(DOY)	Moisture (%)	weight (lb/bu)	Protein (%)	Oil (%)
Monsanto / DEKALB												
DK Imiron CL	2147	---	---	128	---	---	---	99	7.5	46.5	---	38.8
DK Imistar CL	1958	---	---	116	---	---	---	98	5.3	48.8	---	41.3
DK Sensei	1785	---	---	106	---	---	---	99	7.6	47.1	---	39.1
DK Severnyi	1735	---	---	103	---	---	---	98	8.0	46.4	---	39.3
DKW41-10	1330	1313	1357	79	---	---	---	95	6.9	48.2	---	37.3
DKW44-10	1379	1124	1424	82	---	---	---	100	11.1	46.1	---	36.1
DKW45-25	1302	1490	1396	77	---	---	---	98	6.2	47.1	---	39.4
DKW46-15	1598	1262	1635	95	---	---	---	99	6.4	48.1	---	41.2
DKW47-15	1084	1465	1342	64	---	---	---	99	8.2	46.4	---	37.8
Rubisco Seeds LLC												
Dimension	2242	1730	2107	133	---	---	---	99	7.6	47.8	---	43.6
Edimax CL	2295	1805	2183	136	---	---	---	98	6.0	48.1	---	40.9
Hornet	1441	1490	1768	86	---	---	---	98	7.5	46.8	---	41.1
Inspiration	1717	1566	1801	102	---	---	---	97	7.2	47.9	---	40.0
Mercedes	1997	2222	2261	119	---	---	---	99	9.3	47.6	---	39.0
Safran	2997	1995	2447	178	---	---	---	99	7.2	49.4	---	40.2
Sitro	1954	1704	1964	116	---	---	---	96	7.3	48.4	---	41.3
Star Specialty Seed, Inc.												
Star 915W	1698	---	---	101	---	---	---	98	6.5	47.8	---	39.4
Syngenta												
NK Petrol	1709	---	---	102	---	---	---	99	8.7	48.8	---	39.6
NK Technic	2016	---	---	120	---	---	---	98	9.0	48.9	---	37.7
SY Fighter	1401	---	---	83	---	---	---	99	10.2	47.4	---	38.8
SY Harnas	2294	---	---	136	---	---	---	98	8.7	50.0	---	41.5
SY Marten	2303	---	---	137	---	---	---	98	8.8	49.7	---	41.6
SY Saveo	2298	---	---	137	---	---	---	98	7.9	47.9	---	40.8
Virginia State University												
Virginia	1323	1401	1649	79	---	---	---	100	8.4	47.2	---	38.3
VSX-3	1239	1528	1507	74	---	---	---	99	9.0	45.8	---	38.4
VSX-4	1510	1402	1456	90	---	---	---	99	7.7	47.1	---	39.0
Mean	1683	1706	---	---	---	---	---	98	8.0	47.5	---	39.5
CV	25	12	---	---	---	---	---	1	18.8	4.0	---	3.2
LSD (0.05)	694	322	---	---	---	---	---	1	2.4	3.1	---	2.5

Bold: Superior LSD group. Unless two entries differ by more than the LSD, little confidence can be placed in one being superior to the other.

¹Use yield data with caution. A CV above 20 indicates higher experimental error. Make variety selection decisions based on more than one year's data.

Yellow Jacket, Colorado

Abdel Berrada
Colorado State University

Planted: 9/2/2014 at 5 lb/a in 12-in. rows
Harvested: 7/29/2015
Herbicides: 1.7 pt/a Trifluralin
Insecticides: None
Irrigation: None
Previous crop: Summer fallow
Soil test: 38-23-155 ppm N-P-K
Fertilizer: None
Soil type: Wetherill loam
Elevation: 6900 ft Latitude: 37° 32'N
Comments: Low oil contents reported despite excellent yields.

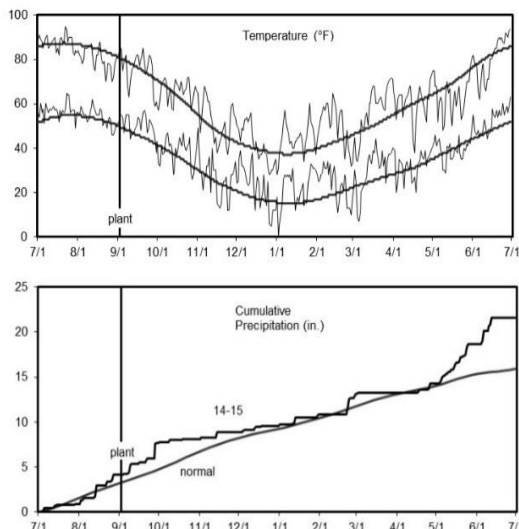


Table 8. Results for the 2015 National Winter Canola Variety Trial at Yellow Jacket, CO

Name	Yield (lb/a)			Yield (% of test avg.)		Winter survival (%)			Plant height	Maturity	Moisture	Test weight	Oil
	2015	2014	3-yr.	2015	2014	2015	2014	3-yr.	(in.)	(DOY)	(%)	(lb/bu)	(%)
DL Seeds Inc.													
Einstein	3688	---	---	110	---	---	---	---	36	196	5.7	52.6	34.6
Garou	3504	---	---	104	---	---	---	---	41	194	5.4	52.7	33.1
Popular	3544	---	---	106	---	---	---	---	45	197	5.5	53.0	34.1
Raffiness	2691	---	---	80	---	---	---	---	42	191	5.3	52.5	33.1
High Plains Crop Development													
Claremore	2873	---	---	86	---	---	---	---	42	190	5.5	53.6	31.6
Kansas State University													
KS4506	3246	---	---	97	---	---	---	---	42	190	5.4	52.9	32.0
KS4549	3288	---	---	98	---	---	---	---	47	198	5.2	52.6	32.1
KSUR21	3430	---	---	102	---	---	---	---	47	200	5.4	53.4	33.6
Riley	3168	---	---	94	---	---	---	---	43	195	5.1	52.5	33.3
Sumner	2935	---	---	87	---	---	---	---	45	199	5.1	53.0	32.9
Wichita	3022	---	---	90	---	---	---	---	45	203	5.2	53.3	32.2
MOMONT, France													
Chrome	3628	---	---	108	---	---	---	---	42	197	5.3	52.7	33.6
Hekip	3554	---	---	106	---	---	---	---	45	199	5.6	53.3	32.0
MH11J41	3351	---	---	100	---	---	---	---	45	200	5.4	52.8	33.6
MH11M16	3319	---	---	99	---	---	---	---	50	200	5.4	52.6	33.1
MH12AX37	3270	---	---	97	---	---	---	---	49	201	5.7	51.7	33.2
Monsanto / DEKALB													
DK Imiron CL	3418	---	---	102	---	---	---	---	44	201	5.2	53.7	30.2
DK Imistar CL	3985	---	---	119	---	---	---	---	43	201	5.2	53.7	32.5
DK Sensei	3667	---	---	109	---	---	---	---	40	196	5.1	53.3	31.1
DK Severnyi	3196	---	---	95	---	---	---	---	40	205	5.1	53.4	31.4
Rubisco Seeds LLC													
Dimension	2942	---	---	88	---	---	---	---	48	198	6.4	52.6	34.9
Edimax CL	3303	---	---	98	---	---	---	---	42	198	5.5	53.2	33.5
Hornet	3884	---	---	116	---	---	---	---	47	199	5.2	51.8	32.9
Inspiration	3523	---	---	105	---	---	---	---	44	198	5.2	53.3	33.4
Mercedes	3779	---	---	113	---	---	---	---	44	203	5.4	52.9	34.1
Safran	3507	---	---	105	---	---	---	---	45	196	5.7	53.1	32.7
Sitro	3388	---	---	101	---	---	---	---	44	197	5.3	53.0	33.6

Table 8. Results for the 2015 National Winter Canola Variety Trial at Yellow Jacket, CO

Name	Yield (lb/a)			Yield (% of test avg.)			Winter survival (%)			Plant height	Maturity	Moisture	Test weight	Oil
	2015	2014	3-yr.	2015	2015	2014	3-yr.	(in.)	(DOY)	(%)	(lb/bu)	(%)		
Syngenta														
NK Petrol	3367	---	---	100	---	---	---	47	196	5.6	53.8	32.3		
NK Technic	3527	---	---	105	---	---	---	41	200	5.6	53.8	32.0		
SY Fighter	3201	---	---	95	---	---	---	42	194	6.0	51.8	34.9		
SY Harnas	3559	---	---	106	---	---	---	41	197	5.5	53.2	32.6		
SY Marten	3579	---	---	107	---	---	---	47	198	5.8	52.5	33.6		
SY Saveo	3110	---	---	93	---	---	---	48	206	6.2	52.8	35.0		
Virginia State University														
Virginia	3269	---	---	97	---	---	---	38	198	5.2	52.2	30.3		
VSX-3	3128	---	---	93	---	---	---	40	206	5.4	52.3	30.4		
VSX-4	2941	---	---	88	---	---	---	45	203	5.9	52.0	31.4		
Mean	3355	---	---	---	---	---	---	44	198	5.5	52.9	32.8		
CV	8	---	---	---	---	---	---	12	2	6.1	1.1	2.9		
LSD (0.05)	439	---	---	---	---	---	---	NS	6	0.5	1.0	1.9		

Bold: Superior LSD group. Unless two entries differ by more than the LSD, little confidence can be placed in one being superior to the other.

Clovis, New Mexico

Sangu Angadi and Sultan Begna
New Mexico State University

Planted: 9/11/2014 at 6 lb/a in 6-in. rows
Desiccant: 2 pt/a Diquat on 6/22/2015
Harvested: 7/3/2015
Herbicides: 1.5 pt/a Treflan HFP
Insecticides: None
Irrigation: 12.2 in.
Previous crop: Fallow
Soil test: 16-25-498 ppm N-P-K, pH=7.6
Fertilizer: 100-20-0-30 lb N-P-K-S fertilizer in fall
Soil type: Olton clay loam
Elevation: 4437 ft Latitude: 34° 36'N
Comments: Outstanding yields.

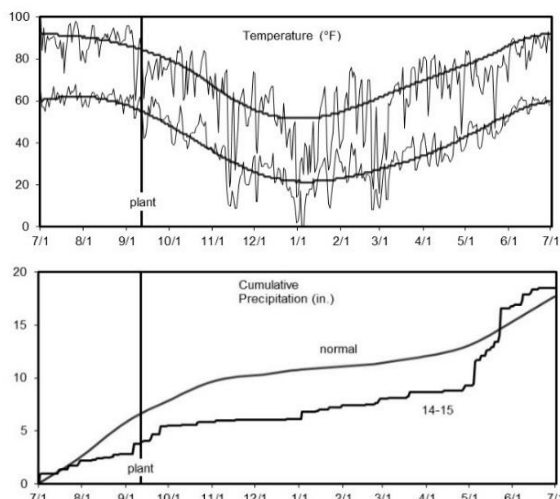


Table 9. Results for the 2015 National Winter Canola Variety Trial at Clovis, NM

Name	Yield (lb/a)			Yield (% of test avg.)	Winter survival (%)			Plant height		Test		
	2015	2014	3-yr.		2015	2014	3-yr.	(in.)	Moisture (%)	weight (lb/bu)	Protein (%)	Oil (%)
CROPLAN by WinField												
CROPLAN 14-05W	3887	---	---	102	97	---	---	51	---	50.2	---	40.2
HyCLASS 115W	3724	1210	2484	98	98	98	98	49	---	49.7	---	39.6
HyCLASS 125W	3371	1085	2260	88	98	98	98	47	---	49.5	---	40.4
HyCLASS 220W	3692	---	---	97	97	---	---	51	---	49.9	---	40.3
HyCLASS 225W	3299	---	---	87	97	---	---	44	---	49.3	---	40.1
DL Seeds Inc.												
DL14001RR	3493	---	---	92	96	---	---	49	---	50.1	---	37.6
Einstein	4013	---	---	105	96	---	---	50	---	51.3	---	40.0
Garou	4036	1491	2763	106	98	98	98	48	---	51.1	---	40.4
Popular	3489	1191	2340	92	98	98	98	43	---	51.7	---	41.6
Raffiness	3844	---	---	101	98	---	---	50	---	49.8	---	42.2
DuPont Pioneer												
46W94	4238	904	2813	111	97	95	96	53	---	50.1	---	40.5
Exp 1301	3920	1296	2812	103	97	98	98	52	---	49.3	---	41.7
Exp 1302	4172	1325	2749	109	97	98	98	52	---	49.9	---	41.6
PX112	4066	1563	2884	107	97	98	98	47	---	52.7	---	39.5
PX117	3957	2061	2848	104	97	98	98	47	---	51.0	---	41.7
High Plains Crop Development												
Claremore	3657	1302	2455	96	98	98	98	51	---	48.5	---	39.6
Kansas State University												
KS4506	3834	1139	2487	101	98	98	98	56	---	50.1	---	39.6
KS4549	4207	963	2585	110	98	98	98	54	---	51.4	---	39.3
KSR07363	3518	1128	2275	92	98	98	98	47	---	48.9	---	38.8
KSUR21	3805	---	3160	100	98	---	98	55	---	51.2	---	39.0
Riley	4105	1371	2763	108	98	98	98	52	---	50.4	---	40.0
Sumner	3269	1009	2242	86	98	98	98	46	---	49.4	---	40.1
Wichita	3663	1449	2625	96	98	98	98	51	---	49.6	---	40.0
MOMONT, France												
Chrome	4284	1394	2820	112	98	97	98	48	---	49.3	---	40.6
Hekip	3933	1537	2634	103	98	98	98	47	---	48.8	---	39.5
MH11J41	3498	---	---	92	98	---	---	51	---	49.5	---	40.9
MH11M16	4076	---	---	107	98	---	---	51	---	50.1	---	40.3
MH12AX37	3219	---	---	84	98	---	---	50	---	47.0	---	38.7
Monsanto / DEKALB												
DK Imiron CL	4378	---	---	115	98	---	---	48	---	51.7	---	40.5
DK Imistar CL	4124	---	---	108	98	---	---	50	---	49.4	---	41.0
DK Sensei	4182	---	---	110	98	---	---	52	---	47.6	---	39.5
DK Severnyi	3890	---	---	102	98	---	---	46	---	47.8	---	40.9
DKW41-10	2666	919	1755	70	98	98	98	45	---	48.0	---	38.0
DKW44-10	3444	807	2332	90	98	98	98	42	---	50.3	---	38.0
DKW45-25	3299	1021	2160	87	98	98	98	47	---	49.1	---	39.4
DKW46-15	3817	1177	2484	100	98	98	98	49	---	49.2	---	40.9
DKW47-15	3538	962	2257	93	98	98	98	53	---	50.5	---	39.3

Table 9. Results for the 2015 National Winter Canola Variety Trial at Clovis, NM

Name	Yield (lb/a)			Yield (% of	Winter survival (%)			Plant	Moisture	Test	Protein	Oil
	2015	2014	3-yr.	test avg.)	2015	2014	3-yr.	height		weight		
	2015	2014	3-yr.	2015	2015	2014	3-yr.	(in.)	(%)	(lb/bu)	(%)	(%)
Rubisco Seeds LLC												
Dimension	3219	986	2321	84	98	98	98	49	---	51.3	---	40.5
Edimax CL	3884	1460	2675	102	98	98	98	51	---	50.2	---	39.7
Hornet	3943	1311	2520	103	98	98	98	55	---	49.1	---	39.5
Inspiration	3993	1252	2622	105	97	98	97	53	---	50.5	---	39.7
Mercedes	3778	1543	2938	99	98	98	98	51	---	51.1	---	41.4
Safran	4405	1717	3061	116	98	98	98	54	---	49.0	---	39.5
Sitro	3921	1576	2764	103	98	98	98	53	---	49.5	---	40.0
Star Specialty Seed, Inc.												
Star 915W	4080	---	---	107	97	---	---	51	---	50.3	---	39.9
Syngenta												
NK Petrol	4138	---	3570	109	98	---	98	53	---	49.8	---	39.1
NK Technic	4018	---	3586	105	98	---	98	51	---	51.1	---	39.2
SY Fighter	4060	---	---	107	97	---	---	49	---	51.3	---	39.8
SY Harnas	4641	---	---	122	98	---	---	46	---	51.0	---	40.2
SY Marten	3917	---	---	103	97	---	---	50	---	49.9	---	39.2
SY Saveo	4424	---	---	116	97	---	---	54	---	51.9	---	41.4
Virginia State University												
Virginia	3384	1049	2348	89	95	97	96	49	---	51.4	---	38.6
VSX-3	3184	1194	2157	84	97	96	97	48	---	49.1	---	38.4
VSX-4	3216	926	2071	84	95	94	95	45	---	49.8	---	37.0
Mean	3811	1271	---	---	98	97	---	50	---	50.0	---	39.9
CV	10	14	---	---	---	1	---	5	---	3.2	---	1.4
LSD (0.05)	607	284	---	---	---	2	---	4	---	2.6	---	1.1

Bold: Superior LSD group. Unless two entries differ by more than the LSD, little confidence can be placed in one being superior to the other.

Chickasha, Oklahoma

Joshua Bushong and Josh Lofton
Oklahoma State University

Planted: 9/24/2014 at 5 lb/a in 9-in. rows
Harvested: 6/22/2015
Herbicides: Treflan
Elevation: 1085 ft Latitude: 35° 02'N
Comments: Average yields despite delayed harvesting because of wet conditions and heavy weed pressure.

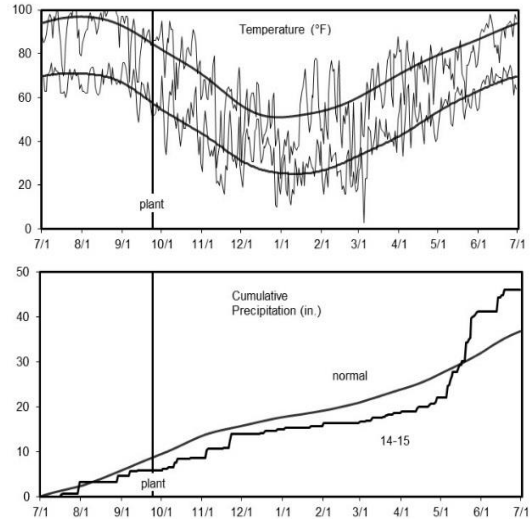


Table 10. Results for the 2015 National Winter Canola Variety Trial at Chickasha, OK

Name	Yield (lb/a) ¹			Yield (% of test avg.)			Final stand (1-5)	Moisture (%)	Test weight (lb/bu)	Protein (%)	Oil (%)	
	2015	2014	3-yr.	2015	2015	2014						3-yr.
CROPLAN by WinField												
CROPLAN 14-05W	2165	---	---	110	---	---	---	3.0	6.1	43.6	---	---
HyCLASS 115W	1610	---	---	82	---	---	---	3.7	6.8	47.0	---	---
HyCLASS 125W	1765	---	---	90	---	---	---	3.7	7.6	45.0	---	---
HyCLASS 220W	1650	---	---	84	---	---	---	2.7	6.7	46.3	---	---
HyCLASS 225W	1420	---	---	72	---	---	---	2.3	7.2	45.9	---	---
DL Seeds Inc.												
DL14001RR	2230	---	---	114	---	---	---	2.7	7.7	48.8	---	---
Einstein	2590	---	---	132	---	---	---	3.0	6.8	48.4	---	---
Garou	1670	---	---	85	---	---	---	2.0	6.9	47.7	---	---
Popular	2990	---	---	152	---	---	---	3.0	6.9	48.7	---	---
Raffiness	2110	---	---	108	---	---	---	3.3	7.8	46.2	---	---
DuPont Pioneer												
46W94	1765	---	---	90	---	---	---	2.3	7.7	47.6	---	---
Exp 1301	2090	---	---	107	---	---	---	3.0	8.0	46.0	---	---
Exp 1302	2855	---	---	145	---	---	---	3.0	8.1	49.0	---	---
PX112	3060	---	---	156	---	---	---	3.3	7.2	48.5	---	---
PX117	1675	---	---	85	---	---	---	3.3	9.9	48.2	---	---
High Plains Crop Development												
Claremore	2170	---	---	111	---	---	---	3.7	6.7	49.2	---	---
Kansas State University												
KS4506	1885	---	---	96	---	---	---	3.0	7.9	46.6	---	---
KS4549	2090	---	---	107	---	---	---	3.7	7.8	48.1	---	---
KSR07363	1615	---	---	82	---	---	---	3.7	6.9	46.0	---	---
KSUR21	1960	---	---	100	---	---	---	3.0	8.1	46.4	---	---
Riley	1715	---	---	87	---	---	---	3.0	8.6	47.7	---	---
Sumner	1595	---	---	81	---	---	---	2.3	8.2	47.8	---	---
Wichita	1720	---	---	88	---	---	---	3.7	8.4	47.2	---	---
MOMONT, France												
Chrome	2090	---	---	107	---	---	---	2.3	6.8	47.2	---	---
Hekip	2210	---	---	113	---	---	---	3.0	7.6	45.1	---	---
MH11J41	1955	---	---	100	---	---	---	3.3	6.4	44.5	---	---
MH11M16	1990	---	---	101	---	---	---	3.7	7.9	46.6	---	---
MH12AX37	1770	---	---	90	---	---	---	3.0	7.0	46.9	---	---

Table 10. Results for the 2015 National Winter Canola Variety Trial at Chickasha, OK

Name	Yield (lb/a) ¹			Yield (% of test avg.)			Winter survival (%)		Final stand (1-5)	Moisture (%)	Test	
	2015	2014	3-yr.	2015	2015	2014	3-yr.	weight (lb/bu)			Protein (%)	Oil (%)
Monsanto / DEKALB												
DK Imiron CL	1965	---	---	100	---	---	---	3.3	6.7	47.3	---	---
DK Imistar CL	2285	---	---	116	---	---	---	3.3	6.6	48.9	---	---
DK Sensei	2190	---	---	112	---	---	---	3.3	7.1	48.3	---	---
DK Severnyi	1840	---	---	94	---	---	---	3.0	6.4	48.1	---	---
DKW41-10	1625	---	---	83	---	---	---	3.3	8.6	46.1	---	---
DKW44-10	1565	---	---	80	---	---	---	4.0	7.0	47.5	---	---
DKW45-25	1345	---	---	69	---	---	---	2.0	7.6	47.7	---	---
DKW46-15	1740	---	---	89	---	---	---	3.0	8.5	47.1	---	---
DKW47-15	1470	---	---	75	---	---	---	2.3	5.8	42.8	---	---
Rubisco Seeds LLC												
Dimension	1790	---	---	91	---	---	---	2.3	7.0	47.4	---	---
Edimax CL	2070	---	---	105	---	---	---	3.0	7.4	48.5	---	---
Hornet	2160	---	---	110	---	---	---	2.0	7.3	48.0	---	---
Inspiration	2300	---	---	117	---	---	---	3.0	6.9	47.5	---	---
Mercedes	1870	---	---	95	---	---	---	2.3	5.8	46.3	---	---
Safran	2155	---	---	110	---	---	---	3.0	7.0	46.2	---	---
Sitro	1585	---	---	81	---	---	---	2.3	7.6	47.9	---	---
Star Specialty Seed, Inc.												
Star 915W	1365	---	---	70	---	---	---	2.7	6.4	48.2	---	---
Syngenta												
NK Petrol	2185	---	---	111	---	---	---	3.0	8.2	44.6	---	---
NK Technic	2450	---	---	125	---	---	---	3.0	6.8	47.4	---	---
SY Fighter	2430	---	---	124	---	---	---	2.7	7.6	46.7	---	---
SY Harnas	2140	---	---	109	---	---	---	3.7	8.0	48.1	---	---
SY Marten	2125	---	---	108	---	---	---	3.0	7.6	48.1	---	---
SY Saveo	1825	---	---	93	---	---	---	3.3	7.2	45.8	---	---
Virginia State University												
Virginia	1840	---	---	94	---	---	---	2.7	9.4	44.4	---	---
VSX-3	1705	---	---	87	---	---	---	3.3	8.9	44.7	---	---
VSX-4	1535	---	---	78	---	---	---	3.0	9.6	43.8	---	---
Mean	1962	---	---	---	---	---	---	3.0	7.5	46.9	---	---
CV	20	---	---	---	---	---	---	19.1	12.3	3.0	---	---
LSD (0.05)	624	---	---	---	---	---	---	0.9	1.5	2.3	---	---

Bold: Superior LSD group. Unless two entries differ by more than the LSD, little confidence can be placed in one being superior to the other.

¹Use yield data with caution. A CV above 20 indicates higher experimental error. Make variety selection decisions based on more than one year's data.

College Station, Texas

Clark Neely and Daniel Hathcoat
Texas A&M University

Planted: 10/16/2014
Harvested: 5/20/2015
Soil type: Weswood silty clay loam
Elevation: 221 ft Latitude: 30° 30'N
Comments: Excessive rainfall at harvest increased shattering and reduced yields.

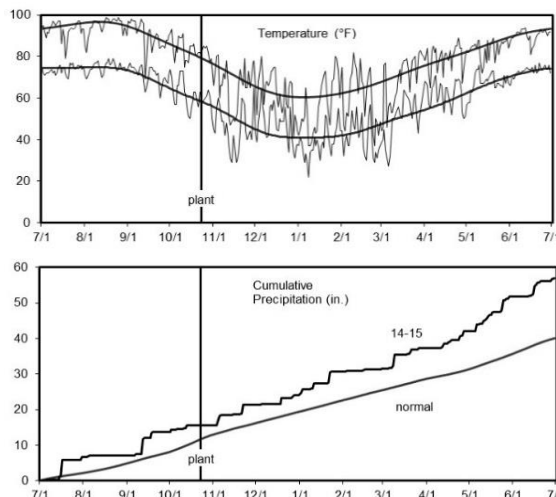


Table 11. Results for the 2015 National Winter Canola Variety Trial at College Station, TX

Name	Yield (lb/a) ¹			Yield (% of test avg.)			Plant			Test	
	2015	2014	2-yr.	2015	2014	2-yr.	Bloom (DOY)	height (in.)	Shatter (%)	weight (lb/bu)	Oil (%)
CROPLAN by WinField											
CROPLAN 14-05W	1044	---	---	102	---	---	83	59	27	47.2	38.6
HyCLASS 115W	671	1302	987	66	---	---	83	56	40	51.5	37.0
HyCLASS 220W	897	---	---	88	---	---	83	56	23	49.6	33.9
HyCLASS 225W	731	---	---	72	---	---	90	57	23	48.7	35.4
DL Seeds Inc.											
DL14001RR	1062	---	---	104	---	---	90	60	15	46.4	36.3
Einstein	925	---	---	90	---	---	83	58	23	49.0	35.9
Garou	1289	1333	1311	126	---	---	89	57	10	45.7	38.8
Popular	1198	1590	1394	117	---	---	89	57	33	46.9	35.8
Raffiness	1055	1345	1200	103	---	---	91	58	13	46.3	37.4
DuPont Pioneer											
46W94	1401	1480	1440	137	---	---	83	62	23	48.3	36.6
46W99	1180	1677	1428	115	---	---	83	62	30	49.4	36.0
Kansas State University											
Sumner	676	1035	855	66	---	---	85	54	27	48.3	34.0
Wichita	665	1109	887	65	---	---	91	56	20	46.5	33.9
MOMONT, France											
Hekip	1593	1582	1588	156	---	---	83	60	17	45.9	36.8
Monsanto / DEKALB											
DK Imistar CL	1008	---	---	99	---	---	90	61	5	52.6	37.1
DK Severnyi	1538	---	---	150	---	---	91	62	8	49.6	37.1
DKW41-10	421	1465	943	41	---	---	85	53	43	50.1	32.1
DKW44-10	408	773	591	40	---	---	85	54	47	48.7	32.3
DKW45-25	598	1278	938	58	---	---	83	57	33	50.2	33.4
Rubisco Seeds LLC											
Dimension	973	1536	1255	95	---	---	83	62	37	47.1	37.8
Edimax CL	990	1362	1176	97	---	---	89	62	7	46.7	36.6
Hornet	1334	1330	1332	130	---	---	88	57	13	48.0	36.7
Inspiration	1268	1418	1343	124	---	---	85	59	10	49.0	36.5
Mercedes	1341	1641	1491	131	---	---	90	62	15	46.3	36.6
Visby	1148	1874	1511	112	---	---	85	60	13	47.5	36.4
Star Specialty Seed, Inc.											
Star 915W	729	1233	981	71	---	---	83	58	30	50.3	36.8
Syngenta											
SY Fighter	1200	---	---	117	---	---	83	56	7	49.4	36.6
SY Harnas	1525	---	---	149	---	---	83	59	17	49.2	35.9
SY Marten	1117	1533	1325	109	---	---	83	56	20	48.7	37.0
SY Saveo	1504	1486	1495	147	---	---	88	60	15	45.0	39.2

Table 11. Results for the 2015 National Winter Canola Variety Trial at College Station, TX

Name	Yield (lb/a) ¹			Yield (% of test avg.)			Winter survival (%)			Bloom	Plant height	Shatter	Test weight	Oil
	2015	2014	2-yr.	2015	2015	2014	2-yr.	(DOY)	(in.)	(%)	(lb/bu)	(%)		
Virginia State University														
Virginia	706	1581	1143	69	---	---	---	83	52	17	51.3	33.5		
VSX-3	529	1554	1042	52	---	---	---	83	53	37	47.0	33.4		
Mean	1023	1173	---	---	---	---	---	86	58	22	48.4	36.0		
CV	21	20	---	---	---	---	---	3	5	43	4.8	2.7		
LSD (0.05)	350	381	---	---	---	---	---	4	6	15	4.1	1.9		

Bold: Superior LSD group. Unless two entries differ by more than the LSD, little confidence can be placed in one being superior to the other.

¹Use yield data with caution. A CV above 20 indicates higher experimental error. Make variety selection decisions based on more than one year's data.

McGregor, Texas

Clark Neely and Daniel Hathcoat
Texas A&M University

Planted: 10/21/2014
Harvested: 6/2/2015
Soil type: Crawford silty clay
Elevation: 810 ft Latitude: 31° 27'N
Comments: Excessive rain at harvest increased shattering and reduced yields.

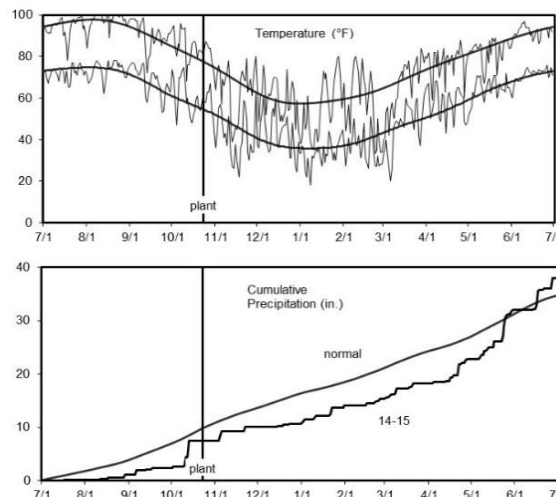


Table 12. Results for the 2015 National Winter Canola Variety Trial at McGregor, TX

Name	Yield (lb/a) ¹			Yield (% of test avg.)			Plant			Test		
	2015	2014	3-yr.	2015	2015	3-yr.	height (in.)	Shatter (%)	Lodging (%)	weight (lb/bu)	Oil (%)	
CROPLAN by WinField												
HyCLASS 115W	508	---	---	58	---	---	60	20.0	3.3	51.5	40.0	
DL Seeds Inc.												
DL14001RR	1353	---	---	154	---	---	58	13.3	0.0	42.8	36.9	
Einstein	894	---	---	102	---	---	56	20.0	0.0	48.1	38.6	
Garou	1304	---	---	149	---	---	56	3.3	0.0	41.5	39.4	
Popular	566	---	---	64	---	---	54	30.0	0.0	47.3	36.4	
Raffiness	981	---	---	112	---	---	61	16.7	0.0	45.3	38.4	
DuPont Pioneer												
46W94	1031	---	---	118	---	---	63	13.3	3.3	46.7	39.3	
46W99	605	---	---	69	---	---	62	20.0	1.7	49.7	39.1	
Kansas State University												
Wichita	914	---	---	104	---	---	51	10.0	1.7	46.6	37.1	
Monsanto / DEKALB												
DKW41-10	228	---	---	26	---	---	46	30.0	6.7	49.3	37.5	
DKW44-10	214	---	---	24	---	---	51	36.7	5.0	46.2	38.2	
DKW45-25	461	---	---	53	---	---	53	23.3	13.3	47.7	38.1	
DKW46-15	479	---	---	55	---	---	51	10.0	5.0	46.9	38.1	
DKW47-15	729	---	---	83	---	---	52	16.7	0.0	48.5	37.7	
Rubisco Seeds LLC												
Dimension	495	---	---	56	---	---	62	30.0	3.3	45.2	39.5	
Edimax CL	1842	---	---	210	---	---	60	10.0	0.0	48.7	38.3	
Hornet	1660	---	---	189	---	---	56	3.3	1.7	46.1	39.4	
Inspiration	1826	---	---	208	---	---	56	3.3	0.0	46.4	38.4	
Mercedes	547	---	---	62	---	---	53	20.0	0.0	42.5	40.1	
Visby	1212	---	---	138	---	---	58	3.3	0.0	38.8	38.9	
Star Specialty Seed, Inc.												
Star 915W	618	---	---	70	---	---	56	23.3	3.3	48.8	38.0	
Virginia State University												
Virginia	824	---	---	94	---	---	52	20.0	1.7	46.9	37.2	
Mean	877	---	---	---	---	---	56	16.9	2.3	46.4	38.3	
CV	22	---	---	---	---	---	10	37.8	268.5	3.7	1.8	
LSD (0.05)	318	---	---	---	---	---	9	10.7	10.1	2.9	2.2	

Bold: Superior LSD group. Unless two entries differ by more than the LSD, little confidence can be placed in one being superior to the other.

¹Use yield data with caution. A CV above 20 indicates higher experimental error. Make variety selection decisions based on more than one year's data.

Thrall, Texas

Clark Neely and Daniel Hathcoat
Texas A&M University

Planted: 10/22/2014
Harvested: 5/28/2015
Previous crop: Cotton
Soil type: Sunev silty clay loam
Elevation: 552 ft Latitude: 30° 35'N
Comments: Heavy rainfall contributed to severe lodging and reduced yields.

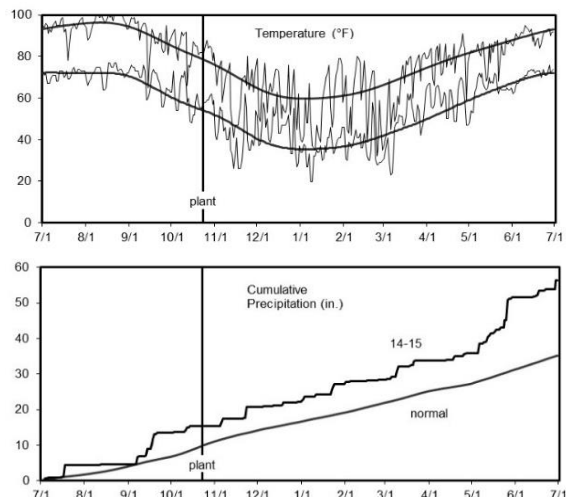


Table 13. Results for the 2015 National Winter Canola Variety Trial at Thrall, TX

Name	Yield (lb/a) ¹			Yield (% of test avg.)			50% bloom (DOY)	Plant height (in.)	Lodging (%)	Test		
	2015	2014	3-yr.	2015	2014	3-yr.				weight (lb/bu)	Oil (%)	
CROPLAN by WinField												
HyCLASS 115W	419	---	---	66	---	---	98	60	57	48.5	35.7	
DL Seeds Inc.												
DL14001RR	666	---	---	105	---	---	100	62	3	---	33.5	
Einstein	992	---	---	156	---	---	100	65	8	48.7	34.2	
Garou	843	---	---	132	---	---	100	62	5	---	34.8	
Popular	835	---	---	131	---	---	100	60	17	48.4	33.6	
Raffiness	819	---	---	129	---	---	100	59	45	44.5	36.7	
DuPont Pioneer												
46W94	797	---	---	125	---	---	98	67	10	47.6	35.8	
46W99	453	---	---	71	---	---	100	59	63	50.3	35.9	
Kansas State University												
Wichita	394	---	---	62	---	---	100	60	27	44.1	33.4	
Monsanto / DEKALB												
DKW41-10	137	---	---	22	---	---	88	49	62	45.1	37.6	
DKW44-10	212	---	---	33	---	---	88	56	90	43.5	32.4	
DKW45-25	403	---	---	63	---	---	100	56	70	46.1	34.7	
DKW46-15	397	---	---	62	---	---	100	58	62	44.8	35.9	
DKW47-15	283	---	---	44	---	---	100	58	45	47.0	34.0	
Rubisco Seeds LLC												
Dimension	279	---	---	44	---	---	88	70	3	43.0	34.7	
Edimax CL	1179	---	---	185	---	---	98	64	3	46.6	34.0	
Hornet	1304	---	---	205	---	---	100	64	13	46.6	34.9	
Inspiration	1173	---	---	184	---	---	100	63	13	42.9	35.0	
Mercedes	935	---	---	147	---	---	100	64	5	44.5	36.4	
Visby	817	---	---	128	---	---	100	63	33	42.7	35.2	
Star Specialty Seed, Inc.												
Star 915W	100	---	---	16	---	---	100	52	73	---	35.1	
Virginia State University												
Virginia	625	---	---	98	---	---	95	60	50	45.9	34.2	
Mean	637	---	---	---	---	---	98	61	34	46.2	34.9	
CV	26	---	---	---	---	---	3	6	69	4.0	4.5	
LSD (0.05)	279	---	---	---	---	---	4	6	40	3.5	NS	

Bold: Superior LSD group. Unless two entries differ by more than the LSD, little confidence can be placed in one being superior to the other.

¹Use yield data with caution. A CV above 20 indicates higher experimental error. Make variety selection decisions based on more than one year's data.

Minot, North Dakota

Eric Eriksmoen
North Dakota State University

Planted: 11/4/2014 at 10 lb/a in 7-in. rows
Harvested: 8/28/2015
Herbicides: Roundup PowerMax
Insecticides: None
Irrigation: None
Previous crop: Winter wheat
Soil test: NA
Fertilizer: 98-26-0 lb N-P-K fertilizer at planting
Soil type: Williams loam
Elevation: 1777 ft Latitude: 48° 10'N
Comments: Dormant seeded with emergence on April 15, 2015. Only Roundup Ready varieties used. Very high oil contents reported.

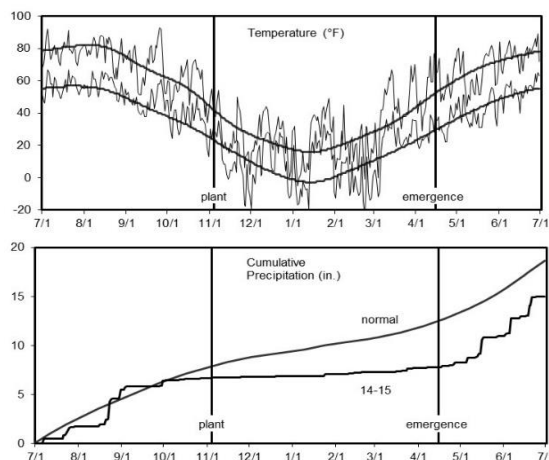


Table 14. Results for the 2015 National Winter Canola Variety Trial at Minot, ND

Name	Yield (lb/a) ¹			Yield (% of test avg.)			Winter survival (%)		Plant height (in.)	First bloom (DOY)	Maturity (DOY)	Protein (%)	Oil (%)
	2015	2014	3-yr.	2015	2015	2014	3-yr.						
CROPLAN by WinField													
CROPLAN 14-05W	2214	---	---	134	---	---	---	---	---	161	227	---	47.9
HyCLASS 115W	1422	---	---	86	---	---	---	---	---	160	226	---	45.5
HyCLASS 125W	1500	---	---	91	---	---	---	---	---	162	225	---	45.0
HyCLASS 220W	1426	---	---	86	---	---	---	---	---	164	229	---	41.4
HyCLASS 225W	1804	---	---	109	---	---	---	---	---	161	227	---	43.6
DL Seeds Inc.													
DL14001RR	1661	---	---	101	---	---	---	---	---	160	224	---	44.7
DuPont Pioneer													
46W94	1963	---	---	119	---	---	---	---	---	163	230	---	41.2
Kansas State University													
KSR07363	1127	---	---	68	---	---	---	---	---	160	222	---	43.9
KSR4651	2233	---	---	135	---	---	---	---	---	161	224	---	41.7
KSR4652	1614	---	---	98	---	---	---	---	---	161	227	---	44.5
KSR4653S	2058	---	---	125	---	---	---	---	---	159	224	---	43.5
KSR4704	1561	---	---	95	---	---	---	---	---	163	227	---	42.7
KSR4705	1136	---	---	69	---	---	---	---	---	162	227	---	41.6
KSR4706S	1980	---	---	120	---	---	---	---	---	160	224	---	44.2
Monsanto / DEKALB													
DKW41-10	1531	---	---	93	---	---	---	---	---	163	225	---	43.8
DKW44-10	1891	---	---	115	---	---	---	---	---	162	226	---	41.2
DKW45-25	934	---	---	57	---	---	---	---	---	160	227	---	40.9
DKW46-15	1483	---	---	90	---	---	---	---	---	164	226	---	43.5
DKW47-15	1494	---	---	91	---	---	---	---	---	160	229	---	42.0
Star Specialty Seed, Inc.													
Star 915W	1980	---	---	120	---	---	---	---	---	161	226	---	44.0
Mean	1650	---	---	---	---	---	---	---	---	161	226	---	43.3
CV	30	---	---	---	---	---	---	---	---	20	12	---	1.8
LSD (0.05)	818	---	---	---	---	---	---	---	---	4	3	---	1.3

Bold: Superior LSD group. Unless two entries differ by more than the LSD, little confidence can be placed in one being superior to the other.

¹Use yield data with caution. A CV above 20 indicates higher experimental error. Make variety selection decisions based on more than one year's data.

Table 15. Results for the 2015 Blackleg (*Leptosphaeria maculans*) Trial at Perkins, OK.

National Winter Canola Variety Trial

J.P. Damicone, T.J. Pierson, J.G. Warren, and W.E. Vaughan, Oklahoma State University

M.J. Stamm, Kansas State University

Entry	Yield (lb/s) ^{1,2}	Winter survival (%) ³	Winter decline syndrome (%) ⁴	Blackleg incidence (%) ⁵	Blackleg severity (0-5) ⁶
CROPLAN by WinField					
CROPLAN 14-05W	3020 a-i	56.7 g-k	64.0 ab	75.0	3.5
HyCLASS 115W	2395 d-m	75.0 abc	36.3 b-i	72.3	3.1
HyCLASS 125W	2782 c-l	76.7 ab	30.7 c-i	52.7	3.1
HyCLASS 220W	2792 c-l	66.7 b-h	28.0 d-i	66.7	2.8
HyCLASS 225W	2797 c-l	65.0 b-i	39.0 a-i	72.3	3.5
DL Seeds Inc.					
DL14001RR	2033 i-o	53.3 ijk	58.0 abc	63.7	2.9
Einstein	2521 d-m	76.7 ab	42.7 a-g	76.7	3.6
Garou	854 qr	50.0 jk	57.7 abc	73.0	3.0
Popular	3499 a-d	73.3 a-d	36.0 b-i	67.7	3.3
Raffiness	3012 a-j	68.3 a-g	28.0 d-i	64.0	2.9
DuPont Pioneer					
46W94	1006 o-r	55.0 h-k	27.7 d-i	61.0	3.0
Exp 1301	2501 d-m	66.7 b-h	25.0 e-i	36.0	2.0
Exp 1302	3680 abc	65.0 b-i	44.7 a-g	36.0	2.1
PX112	3606 abc	75.0 abc	27.7 d-i	52.7	2.5
PX117	4034 a	76.7 ab	42.7 a-g	59.3	2.8
High Plains Crop Development					
Claremore	2793 c-l	61.7 d-j	36.0 b-i	69.3	3.0
Kansas State University					
KS4506	2971 b-k	65.0 b-i	13.7 h-i	50.0	2.6
KS4549	3053 a-i	73.3 a-d	30.7 c-i	44.7	2.3
KSR07363	2624 c-l	68.3 a-g	27.7 d-i	71.3	3.2
KSUR21	2934 b-k	70.0 a-f	39.0 a-i	53.0	1.8
Riley	2299 f-n	58.3 f-k	33.0 c-i	53.3	2.3
Sumner	1580 m-r	58.3 f-k	19.3 g-i	50.3	2.4
Wichita	1948 k-p	70.0 a-f	22.3 f-i	61.0	3.0
MOMONT, France					
CHH2311	2444 d-m	56.7 g-k	58.3 abc	63.7	3.1
Chrome	2552 c-m	50.0 mjk	58.3 abc	66.7	3.0
Hekip	1975 j-p	68.3 a-g	30.0 c-i	59.0	2.8
MH11J41	3843 ab	73.3 a-d	50.0 a-f	61.0	2.7
MH11M16	2868 b-l	68.3 a-g	31.3 c-i	65.0	2.9
MH12AX37	2139 g-n	66.7 b-h	50.0 a-f	66.7	1.8
Monsanto / DEKALB					
DK Imiron CL	3040 a-i	71.7 a-e	30.3 c-i	69.3	3.0
DK Imistar CL	3350 a-e	70.0 a-f	33.3 c-i	53.0	2.7
DK Sensei	3709 abc	70.0 a-f	11.3 i	64.3	3.0
DK Severnyi	2140 g-n	66.7 b-h	37.7 b-i	75.0	3.1
DKW41-10	989 pqr	66.7 b-h	30.3 c-i	63.7	3.0
DKW44-10	2797 c-l	80.0 a	64.0 ab	55.3	2.8
DKW45-25	2766 c-l	68.3 a-g	28.7 d-i	68.3	2.8
DKW46-15	3002 a-j	68.3 a-g	39.0 a-i	75.0	3.5
DKW47-15	653 r	46.7 k	36.0 b-i	61.0	3.1
Rubisco Seeds LLC					
Dimension	2392 d-m	61.7 d-j	66.7 a	63.7	3.1
Edimax CL	1956 k-p	68.3 a-g	46.7 a-g	69.0	3.1
Hornet	1889 l-q	63.3 c-i	40.7 a-h	55.3	2.8
Inspiration	2158 g-n	56.7 g-k	52.7 a-e	69.7	2.9
Mercedes	3042 a-i	73.3 a-d	47.3 a-g	77.7	3.5
Safran	3100 a-h	65.0 b-i	44.7 a-g	69.7	3.3
Sitro	619 r	53.3 ijk	52.7 a-e	78.0	3.4

Table 15. Results for the 2015 Blackleg (*Leptosphaeria maculans*) Trial at Perkins, OK.

National Winter Canola Variety Trial

J.P. Damicone, T.J. Pierson, J.G. Warren, and W.E. Vaughan, Oklahoma State University
M.J. Stamm, Kansas State University

Entry	Yield (lb/s) ^{1,2}	Winter survival (%) ³	Winter decline syndrome (%) ⁴	Blackleg incidence (%) ⁵	Blackleg severity (0-5) ⁶
Star Specialty Seed, Inc.					
Star 915W	1260 n-r	65.0 b-i	50.0 a-g	61.3	3.0
Syngenta					
NK Petrol	3048 a-i	55.0 h-k	50.3 a-f	55.7	2.7
NK Technic	3201 a-f	66.7 b-hv	55.7 a-d	89.0	3.8
SY Fighter	3705 abc	70.0 a-f	58.3 abc	77.7	3.3
SY Harnas	2374 e-n	63.3 c-i	45.3 a-g	63.0	2.9
SY Marten	2104 h-n	63.3 c-i	55.7 a-d	69.7	3.4
SY Saveo	2986 b-k	61.7 d-j	53.0 a-e	66.7	2.5
Virginia State University					
Virginia	2380 d-n	63.3 d-i	27.7 d-i	50.3	2.5
VSX-3	3161 a-g	63.3 c-i	55.3 a-d	58.0	2.6
VSX-4	3143 a-h	60.0 e-j	58.3 abc	61.0	2.6
P>F⁷	<0.01	<0.01	<0.01	0.17	0.07
CV	25	12.2	43.1	25.3	21.8

¹Use yield data with caution. A CV above 20 indicates higher experimental error. Make variety selection decisions based on more than one year's data.

²Values in a column followed by the same letter are not statistically different at P=0.05 according to t-tests produced by the Lines option of SAS Proc GLIMMIX.

³Percentage of plants with live foliage on 11-Feb-2015.

⁴Percentage of plants with winter decline syndrome.

⁵Percentage of plants with a blackleg severity rating of ≥3.

⁶Internal stem decay from blackleg on a 0 to 5 scale where 0 = no disease, 1 = 25% of the stem with decay, 2 = 50% of the stem with decay, 3 = 75% of the stem with decay, 4 = 100% of the stem with decay, 5 = dead plant.

⁷Probability of a significant entry effect in SAS Proc GLIMMIX.

Used with permission. Plant Disease Management Reports 10:FC003.

Table 16. Seed sources for entries in the 2014-2015 National Winter Canola Variety Trial

Source	Type ¹	Trait ²	Release date	Maturity ³	Source	Type ¹	Trait ²	Release date	Maturity ³
CROPLAN by WinField Paul Gregor (psgregor@landolakes.com)					Monsanto / DEKALB Jeffery Herrmann (jeffery.e.herrmann@monsanto.com)				
CROPLAN 14-05W	Hyb	RR	---	M	DK Imiron CL	Hyb	SD/CL	---	M
HyCLASS 115W	OP	RR/SURT	2008	E	DK Imistar CL	Hyb	SD/CL	---	M
HyCLASS 125W	OP	RR/SURT	2010	M	DK Sensei	Hyb	SD	---	M
HyCLASS 220W	OP	RR	2014	ME	DK Severnyi	Hyb	SD	---	M
HyCLASS 225W	OP	RR/SURT	2014	M	DKW41-10	OP	RR	2008	E
DL Seeds Inc. Kevin McCallum (kevin.mccallum@dlseeds.ca)					Rubisco Seeds LLC Claire Caldbeck (info@rubiscoseeds.com)				
DL14001RR	Hyb	RR	---	F	DKW44-10	OP	RR	2009	ME
Einstein	Hyb	---	---	M	DKW45-25	OP	RR/SURT	2013	M
Garou	Hyb	---	---	M	DKW46-15	OP	RR/SURT	2008	M
Popular	Hyb	---	---	ME	DKW47-15	OP	RR/SURT	2008	M
Raffiness	Hyb	---	---	M	Star Specialty Seed, Inc. Jim Johnson (jimj_star@hotmail.com)				
DuPont Pioneer Daniel Berning (dan.berning@pioneer.com)					Star 915W				
46W94	Hyb	RR	2011	M	OP	RR/SURT	2014	M	
Exp 1301	Hyb	---	---	M	Syngenta Bill Gilbert (bill.gilbert@syngenta.com)				
Exp 1302	Hyb	---	---	M	NK Petrol	Hyb	---	---	M
PX112	Hyb	SD	---	M	NK Technic	Hyb	---	---	M
PX117	Hyb	SD	---	M	SY Fighter	Hyb	---	---	M
High Plains Crop Development Charlie Rife (charlie@highplainscd.com)					SY Harnas				
Claremore	OP	IMI	2011	F	SY Marten	Hyb	---	---	M
Kansas State University Canola Breeding Program Michael J. Stamm (mjstamm@ksu.edu)					SY Saveo				
KS4506	OP	---	---	M	Hyb	---	---	---	M
KS4549	OP	---	---	M	Virginia State University Agricultural Experiment Station Harbans Bhardwaj (hbhardwaj@vsu.edu)				
KSR07363	OP	RR	2013	ME	Virginia	OP	---	2003	M
KSUR21	OP	SU	---	F	VSX-3	OP	---	---	M
Riley	OP	---	2010	M	VSX-4	OP	---	---	M
Sumner	OP	SU	2003	ME	MOMONT, France Thierry Momont (tmomont@momont.com)				
Wichita	OP	---	1999	M	Photosyntech Bob Amstrup (bob.amstrup@photosyntech.com)				
MOMONT, France Thierry Momont (tmomont@momont.com)					Chrome				
Photosyntech Bob Amstrup (bob.amstrup@photosyntech.com)					Hekip				
Chrome	Hyb	---	2010	M	MH11J41				
Hekip	Hyb	---	2014	ME	MH11M16				
MH11J41	Hyb	---	---	M	MH12AX37				
MH11M16	Hyb	---	---	M					
MH12AX37	Hyb	---	---	F					

¹ OP = open pollinated, Hyb = hybrid

² SU & SURT = sulfonylurea carryover tolerant; CL = Clearfield (imidazolinone resistant); IMI = imidazolinone carryover tolerant; RR = Roundup Ready; SD = semi dwarf

³ E = Early; ME = Medium/Early; M = Medium; F = Full

Senior Authors

Michael Stamm and Scott Dooley
Department of Agronomy, Kansas State University, Manhattan

Other Contributors

Sangu Angadi and Sultan Begna, New Mexico State University, Clovis

Brian Baldwin and Jesse Morrison, Mississippi State University, Starkville

Tracy Beedy, Oklahoma State University, Goodwell

Jourdan Bell, Texas AgriLife Research and Extension Service, Amarillo

Abdel Berrada, Colorado State University, Yellow Jacket

Harbans Bhardwaj, Virginia State University, Petersburg

Matthew Blair and Daniel Ambachew, Tennessee State University, Nashville

Indi Braden, Southeast Missouri State University, Cape Girardeau

Jack Brown, Jim Davis, and Megan Wingerson, University of Idaho, Moscow

Joshua Bushong, Oklahoma State University, Stillwater

Brian Caldbeck, Caldbeck Consulting, Philpot, Kentucky

Claire Caldbeck, Rubisco Seeds, Philpot, Kentucky

Ernst Cebert, Alabama A&M University, Normal

Gary Cramer, Kansas State University, Wichita

John Damicone and Tyler Pierson, Oklahoma State University, Stillwater

Heather Darby and Sara Ziegler, University of Vermont, St. Albans

Jason de Koff and Chris Robbins, Tennessee State University, Nashville

Dennis Delaney, Auburn University, Auburn, Alabama

Paul DeLaune, Texas AgriLife Research Service, Vernon

Dean Elvin, Marquette, Kansas

Eric Eriksmoen, North Dakota State University, Minot

Andrew Esser, Kansas State University, Belleville

John Gasset, Mitch Gilmer, H. Jordan, and Gary Ware, University of Georgia, Griffin

Todd Higgins, Lincoln University, Jefferson City, Missouri

Johnathon Holman and Scott Maxwell, Kansas State University, Garden City

Kimberly Hunter, USDA-ARS, Temple, Texas

Burton Johnson, North Dakota State University, Fargo

Jerry Johnson and Edward Asfeld, Colorado State University, Ft. Collins

Paul Lange, Conway Springs, Kansas

Kevin Larson, Colorado State University, Walsh

David Lee and Melvin Henninger, Rutgers University, Woodstown, New Jersey

Josh Lofton, Oklahoma State University, Stillwater

Charles Mansfield, Purdue University, Vincennes

Lloyd Murdock and John James, University of Kentucky, Lexington

Jerry Nachtman, University of Wyoming, Lingle

Clark Neely and Daniel Hathcoat, Texas A&M University, College Station

Calvin Pearson, Colorado State University, Fruita

Charlie Rife, High Plains Crop Development, Torrington, Wyoming

Brett Rushing, Mississippi State University, Newton

Dipak Santra, University of Nebraska-Lincoln, Scottsbluff

Robert Schrock, Kiowa, Kansas

Tyler Thomas, Fly Over States Ag Research, Troy, Kansas

Wade Thomason and Steve Gulick, Virginia Tech University, Blacksburg

Calvin Trostle and Jonathan Shockey, Texas AgriLife Extension Service, Lubbock

Dennis West, University of Tennessee, Knoxville

Copyright 2016 Kansas State University Agricultural Experiment Station and Cooperative Extension Service. These materials may be freely reproduced for educational purposes. All other rights reserved. In each case, give credit to the author(s), 2015 National Winter Canola Variety Trial, Kansas State University, June 2016. Contribution no. 16-027-S from the Kansas Agricultural Experiment Station.

Brand names appearing in this publication are for product identification purposes only. No endorsement is intended, nor is criticism implied of similar products not mentioned.

Publications from Kansas State University are available at www.ksre.ksu.edu

Kansas State University Agricultural Experiment Station and Cooperative Extension Service

K-State Research and Extension is an equal opportunity provider and employer.

SRP 1125 June 2016